File E61760(N)

59065 & 59070 Threaded Barrel Features and Benefits

Actuator

Sensor

Features

- 2 part magnetically operated proximity sensor
- Threaded barrel with retaining nuts
- Available as M8 (57070/59070) or 5/16 (57065/59065) size options
- Customer defined sensitivity
- Choice of cable length and connector

Benefits

- Simple installation and adjustment using supplied retaining nuts
- No standby power requirement
- Operates through non-ferrous materials such as wood, plastic or aluminium
- Simple installation and adjustment

Applications

- Position and limit sensing
- Security system switch
- Linear actuators
- Industrial process control

DIMENSIONS (in) mm

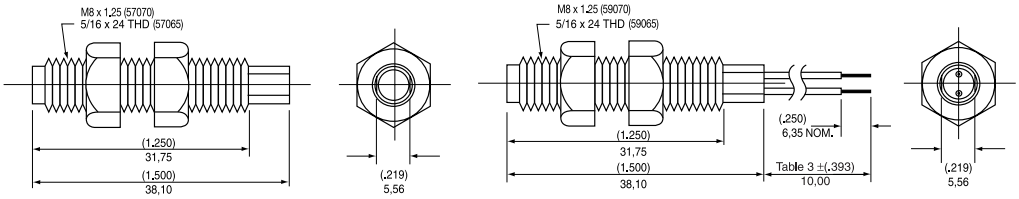

SCHEMATICS	Switch Type
Black / Black	1 & 2
Black / Blue / White	3
Black / Black	4

CUSTOMER OPTIONS - Switching Specifications

TABLE 1 Contact Type			Normally Open	Normally Open High Voltage	Change Over	Normally Closed
Switch Type			1	2	3	4
	Power	Watt - max.	10	10	5	5
Voltage	Switching	Vdc - max.	200	300	175	175
	Breakdown	Vdc - min.	250	450	200	200
Current	Switching	A - max.	0.5	0.5	0.25	0.25
	Carry	A - max.	1.2	1.5	1.5	1.5
Resistance	Contact, Initial	Ω - max.	0.2	0.2	0.2	0.2
	Insulation	Ω - min.	10^{10}	10^{10}	10^{9}	10^{9}
Capacitance	Contact	pF - typ.	0.3	0.2	0.3	0.3
Temperature	Operating	°C	-40 to +105	-20 to +105	-40 to +105	-40 to +105
	Storage	°C	-65 to +105	-65 to +105	-65 to +105	-65 to +105
Time	Operate	ms - max.	1.0	1.0	3.0	3.0
	Release	ms - max.	1.0	1.0	3.0	3.0
Shock	11ms 1/2 sine	G - max.	100	100	50	50
Vibration	50-2000 Hz	G - max.	30	30	30	30

CUSTOMER OPTIONS - Sensitivity, Cable Length and Termination Specification

TABLE 2

Sensitivity Options:-
Activate Distances are approximate using Hamlin 57065/57070 actuator as illustrated
Switch AT before modification

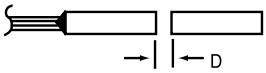

Select Option		S		T		U		V	
Switch Type		Pull In AT Range	Activate Distance d (in) mm	Pull In AT Range	Activate Distance d (in) mm	Pull In AT Range	Activate Distance d (in) mm	Pull In AT Range	Activate Distance d (in) mm
1	Normally Open	12-18	(.354) 9,0	17-23	(.276) 7,0	22-28	(.236) 6,0	27-33	(.177) 4,5
2	High Voltage								
3	Change Over	15-20	(.295) 7,5	20-25	(.236) 6,0	25-30	(.197) 5,0		
4	Normally Closed								

TABLE 3

Cable Type:-
24 AWG 7/32 PVC 105°C UL1430/UL1569

Standard Lengths

SELECT OPTION	CABLE LENGTH (in) mm
01	(3,94) 100
02	(11,81) 300
03	(19,69) 500
04	(29,53) 750
05	(39,37) 1000

TABLE 4

Termination Options:-

SELECT OPTION	DESCRIPTION (2 WIRE VERSIONS ILLUSTRATED)	
A or F	Tinned or untinned leads	
C	6.35mm fastons	
D	AMP MTE 2.54mm pitch	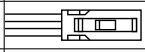
E	JST XHP 2.5mm pitch	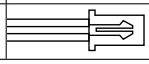

ORDERING INFORMATION

N.B. 57065/57070 actuator sold separately

59065/59070 – X – X – XX – X

- **Series 59065/59070**
- **Switch Type** — Table 1
- **Sensitivity** — Table 2
- **Cable Length** — Table 3
- **Termination** — Table 4

Hamlin USA Tel: +1 920 648 3000 • Fax: +1 920 648 3001 • Email: sales.us@hamlin.com
Hamlin UK Tel: +44 (0)1379 649700 • Fax: +44 (0)1379 649702 • Email: sales.uk@hamlin.com
Hamlin Germany Tel: +49 (0) 6181 953660 • Fax: +49 (0) 6181 9536666 • Email: sales.de@hamlin.com
Hamectrol France Tel: +33 (0) 1 4687 0202 • Fax: +33 (0) 1 4686 6786 • Email: sales.fr@hamlin.com

DETAILS PROVIDED ON THIS DATA SHEET ARE PROVIDED FOR INFORMATION PURPOSES ONLY AND SHOULD NOT BE RELIED UPON AS BEING ACCURATE FOR ANY PARTICULAR PURPOSE. Product performance may be affected by the application to which the product is put. Upon request, HAMLIN will assist purchasers by providing information specific to any particular application. HAMLIN disclaims any and all liability whatsoever for any purchaser's reliance upon the information contained on this data sheet without further consultation with authorised representatives of HAMLIN.

ISSUE No: 4 DATE: 1/5/3