


200°C Power Inductors AT563PKA



- High temperature materials allow operation in ambient temperatures up to 200°C.
- Soldered self-leaded construction for excellent solderability.
- Very low DCR values and excellent current handling

Core material Ferrite

Terminations Tin-silver-copper over copper

Weight 0.95 – 1.25 g

Ambient temperature –55°C to +140°C with Irms current, +140°C to +200°C with derated current

Storage temperature Component: –55°C to +200°C.
Packaging: –55°C to +80°C

Resistance to soldering heat Max three 40 second reflows at +260°C, parts cooled to room temperature between cycles

Moisture Sensitivity Level (MSL) 1 (unlimited floor life at <30°C / 85% relative humidity)

Enhanced crush-resistant packaging 750 per 13" reel
Plastic tape: 24 mm wide, 0.35 mm thick, 12 mm pocket spacing, 6.4 mm pocket depth

Part number ¹	Inductance ² ±20% (µH)	DCR (mOhm)		SRF (MHz) ³		Isat (A) ⁴			Irms (A) ⁵	
		typ	max	min	typ	10% drop	20% drop	30% drop	20°C rise	40°C rise
AT563PKA301MLZ	0.3	2.6	3.0	200	238	14.0	16.0	17.0	8.0	12.0
AT563PKA901MLZ	0.9	5.1	6.0	122	153	8.6	10.2	10.9	6.1	8.8
AT563PKA122MLZ	1.2	5.1	6.0	100	125	7.0	8.4	9.3	3.4	5.6
AT563PKA182MLZ	1.8	7.7	9.0	86	108	6.2	7.4	8.1	3.2	5.0
AT563PKA222MLZ	2.2	6.8	10	74	92	6.0	6.7	7.2	2.9	4.5
AT563PKA272MLZ	2.7	9.4	11	63	79	5.1	6.0	6.4	2.7	4.2
AT563PKA332MLZ	3.3	11.1	13	57	71	4.7	5.5	6.0	2.4	4.0
AT563PKA392MLZ	3.9	15.3	18	54	68	4.3	5.2	5.5	2.4	4.0
AT563PKA472MLZ	4.7	20.4	24	46	57	4.0	4.4	4.8	2.4	3.7
AT563PKA562MLZ	5.6	21.3	25	43	53	3.6	4.1	4.4	2.2	3.3
AT563PKA682MLZ	6.8	25.5	30	38	48	3.3	3.7	4.0	2.2	3.3
AT563PKA822MLZ	8.2	29.8	35	35	44	2.9	3.4	3.7	2.2	3.2
AT563PKA103MLZ	10	32.3	38	30	38	2.7	3.1	3.4	2.1	3.1
AT563PKA123MLZ	12	40.8	48	26	33	2.5	2.9	3.1	1.7	2.7
AT563PKA153MLZ	15	49.3	58	25	31	2.2	2.5	2.8	1.9	2.6
AT563PKA183MLZ	18	59.5	70	21	27	2.1	2.4	2.6	1.9	2.5
AT563PKA223MLZ	22	72.3	85	20	25	1.9	2.1	2.3	1.8	2.4
AT563PKA273MLZ	27	85	100	19	24	1.7	1.9	2.1	1.3	1.9
AT563PKA333MLZ	33	109	128	16	20	1.5	1.7	1.9	1.3	1.8
AT563PKA393MLZ	39	116	136	14	18	1.3	1.5	1.7	1.3	1.8
AT563PKA473MLZ	47	146	172	12	15	1.2	1.4	1.5	1.1	1.5
AT563PKA563MLZ	56	170	200	11	14	1.1	1.3	1.4	0.9	1.3
AT563PKA683MLZ	68	221	260	10	13	0.85	1.2	1.3	0.82	1.2
AT563PKA823MLZ	82	264	310	9.5	12	0.82	1.1	1.2	0.81	1.2
AT563PKA104MLZ	100	306	360	8.3	10	0.80	0.96	1.1	0.80	1.1
AT563PKA124MLZ	120	384	452	8.3	10	0.70	0.85	0.98	0.68	0.90
AT563PKA154MLZ	150	432	508	7.0	8.7	0.65	0.80	0.86	0.63	0.87

1. When ordering, specify **testing** code:

AT563PKA301MLZ

Testing: Z = COTS

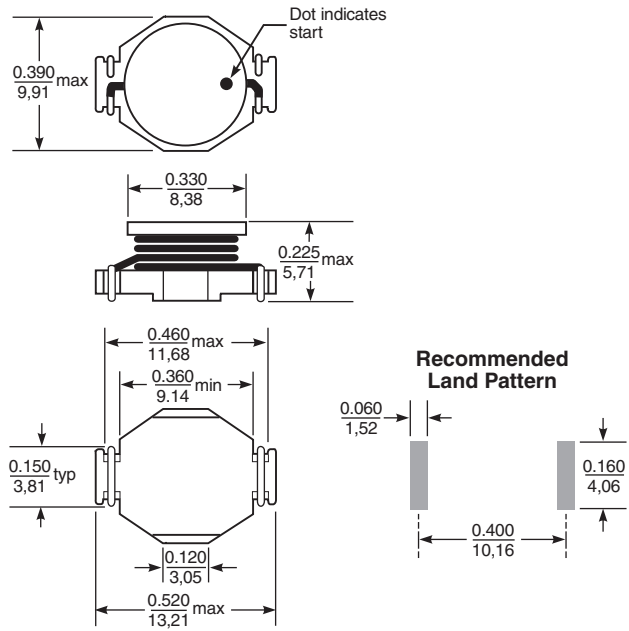
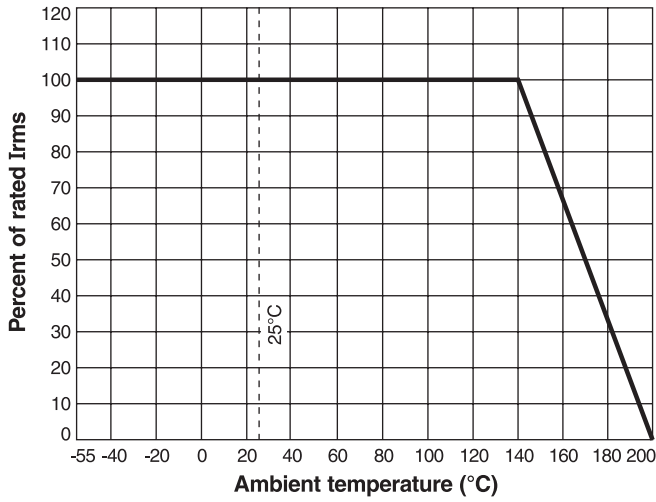
H = Screening per Coilcraft
CP-SA-10001

N = Screening per Coilcraft
CP-SA-10004

2. Inductance tested at 100 kHz, 0.1 Vrms, 0 Adc using an Agilent/HP 4263B LCR meter or equivalent.
3. SRF measured using Agilent/HP 8753D network analyzer or equivalent.
4. Typical DC current at which the inductance drops 10% (typ) from its value without current.
5. Typical Current that causes a 40°C temperature rise from 25°C ambient.
6. Electrical specifications at 25°C. Refer to Doc 362 "Soldering Surface Mount Components" before soldering.

AT563PKA Series (3316)

Irms Derating



Dimensions are in $\frac{\text{inches}}{\text{mm}}$



CRITICAL PRODUCTS & SERVICES
© Coilcraft, Inc. 2012

1102 Silver Lake Road
Cary, IL 60013
Phone 800-981-0363

Fax 847-639-1508
Email cps@coilcraft.com
www.coilcraft-cps.com

Document AT196-2 Revised 04/22/11

This product may not be used in medical or high risk applications without prior Coilcraft approval. Specifications subject to change without notice. Please check our web site for latest information.