



BAT54!5I SERIES

SURFACE MOUNT SCHOTTKY BARRIER

VOLTAGE 30 Volts **CURRENT** 0.2 Amperes

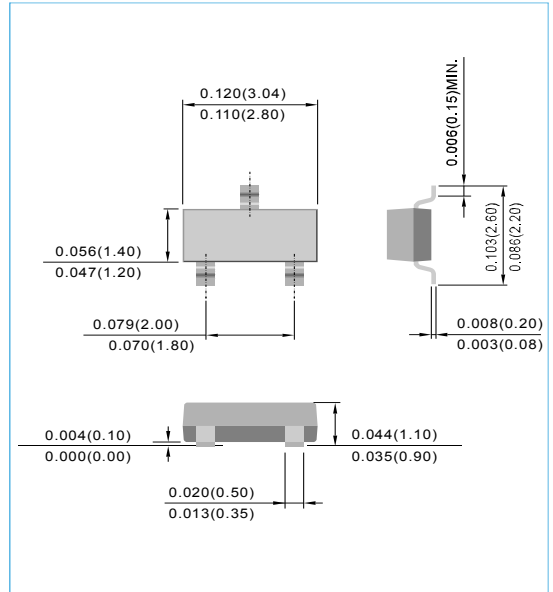
SOT-23 Unit : inch(mm)

FEATURES

- Low turn-on voltage
- Fast switching
- PN Junction Guard Ring for Transient and ESD Protection.
- Acquire quality system certificate : TS16949
- AEC-Q101 qualified
- Lead free in comply with EU RoHS 2011/65/EU directives.
- Green molding compound as per IEC61249 Std. . (Halogen Free)

MECHANICAL DATA

- Case: SOT-23, Plastic
- Terminals: Solderable per MIL-STD-750, Method 2026
- Approx. Weight: 0.0003 ounces, 0.0084 grams



MAXIMUM RATINGS AND ELECTRICAL CHARACTERISTICS

Ratings at 25°C ambient temperature unless otherwise specified. For capacitive load, derate current by 20%.

Parameter	Symbol	BAT54-AU	BAT54A-AU	BAT54C-AU	BAT54S-AU	Units
Marking code	-	L4	L42	L43	L44	-
Forward Power Dissipation@ $T_A=25^\circ\text{C}$	P_D	225				mW
Peak Repetitive Reverse Voltage	V_{RRM}	30				V
Maximum Average Forward Current at $T_A=75^\circ\text{C}$	I_O	0.2				A
Repetitive Peak Forward Current($t_p=8.3\text{ms}, 50\%$ Duty Cycle)	I_{FRM}	300				mA
Peak Forward Surge Current, 1.0s (JEDEC method)	I_{FSM}	0.6				A
Maximum Instantaneous Forward Voltage @ $I_F=1\text{mA}$ @ $I_F=100\text{mA}$	V_F	0.32 0.8				V
Maximum DC Reverse Current at Rated DC Blocking Voltage@ $V_R=25\text{V}$	I_R	2.0				μA
Junction Capacitance at $V_R=1\text{V}$	C_J	10				pF
Thermal Resistance, Junction to Ambient	$R_{\theta JA}$	500				$^\circ\text{C}/\text{W}$
Operating Junction and Storage Temperature Range	T_J, T_{STG}	-55 TO +125				$^\circ\text{C}$
Circuit Figure	-	Single	Common Anode	Common Cathode	Series	-

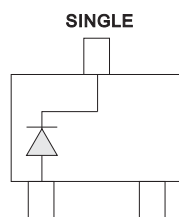


Fig.14

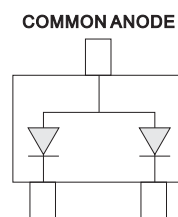


Fig.15

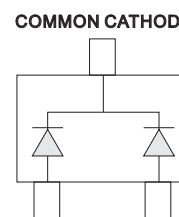


Fig.16

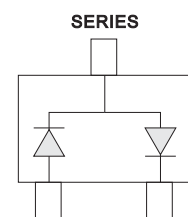


Fig.17



BAT54!5I SERIES

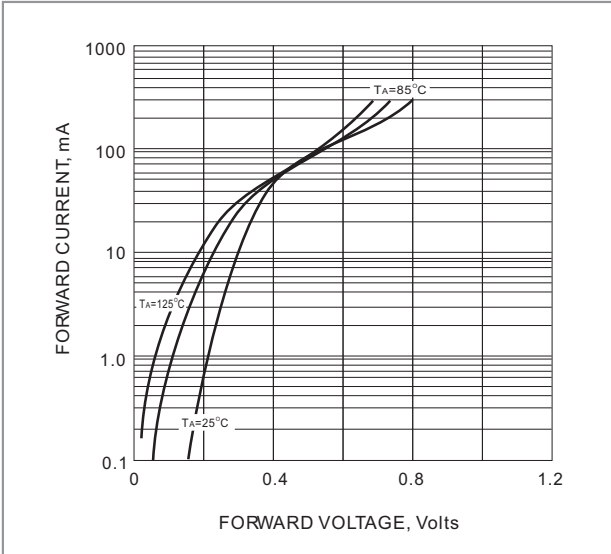


FIG. 1-TYPICAL FORWARD CHARACTERISTIC

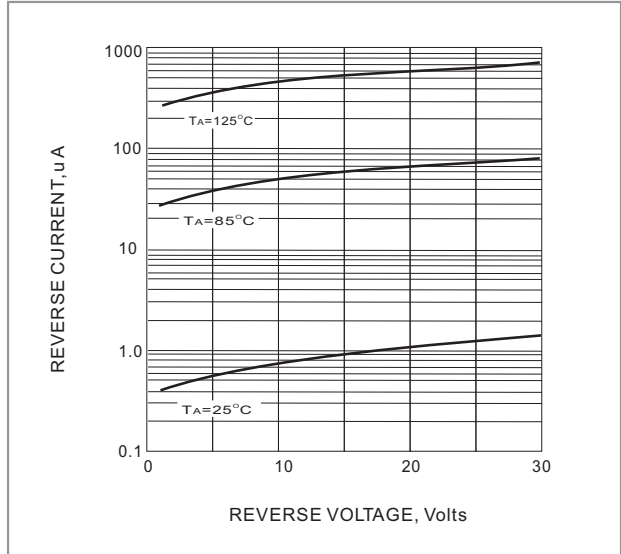


FIG. 2-TYPICAL REVERSE CHARACTERISTICS

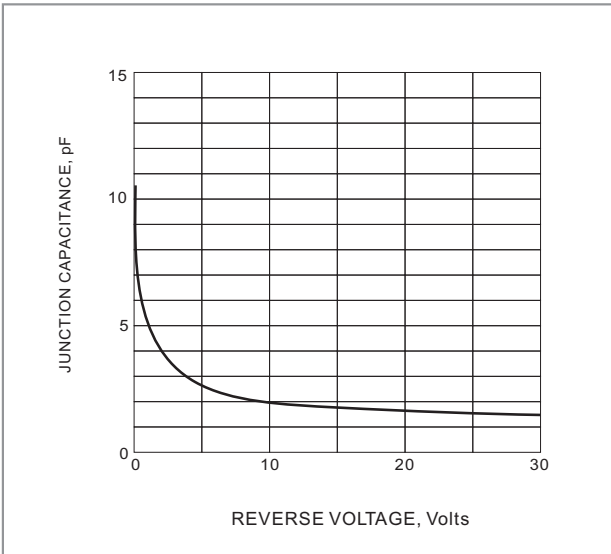


FIG. 3 TYPICAL JUNCTION CAPACITANCE

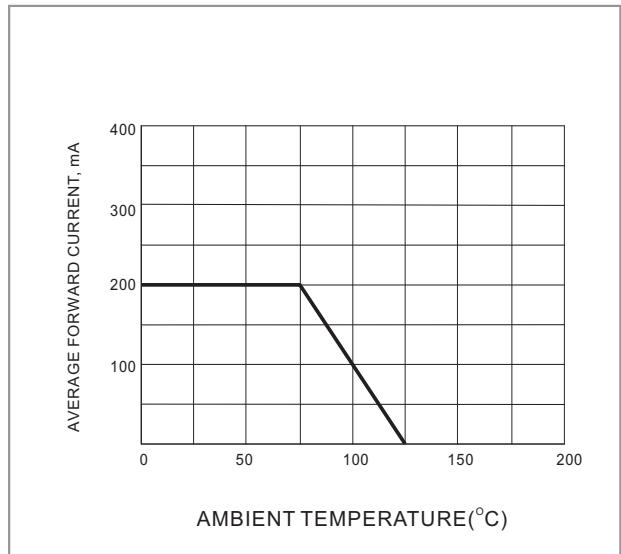
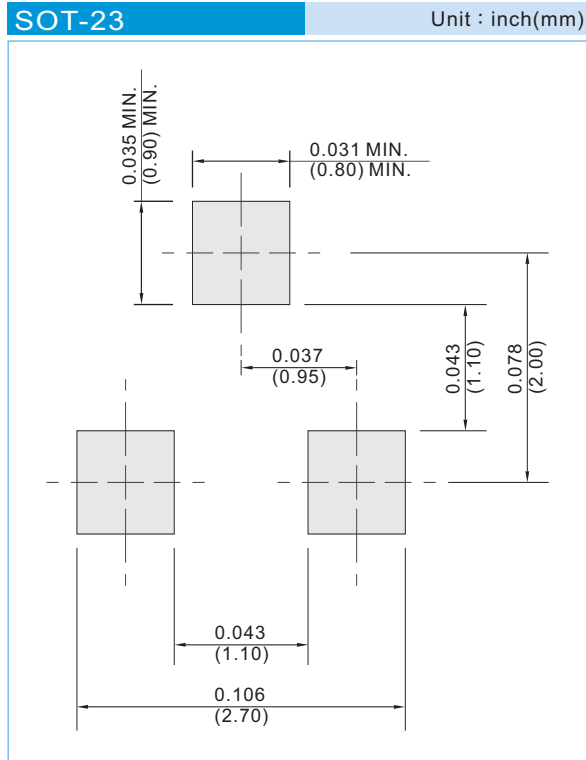


FIG. 4 FORWARD CURRENT DERATING



BAT54!5I SERIES

MOUNTING PAD LAYOUT



ORDER INFORMATION

- Packing information
 - T/R - 12K per 13" plastic Reel
 - T/R - 3K per 7" plastic Reel



BAT54!5I SERIES

Part No_packing code_Version

BAT54-AU_R1_000A1

BAT54-AU_R2_000A1

For example :

RB500V-40_R2_00001



Packing Code XX				Version Code XXXXX		
Packing type	1 st Code	Packing size code	2 nd Code	HF or RoHS	1 st Code	2 nd ~5 th Code
Tape and Ammunition Box (T/B)	A	N/A	0	HF	0	serial number
Tape and Reel (T/R)	R	7"	1	RoHS	1	serial number
Bulk Packing (B/P)	B	13"	2			
Tube Packing (T/P)	T	26mm	X			
Tape and Reel (Right Oriented) (TRR)	S	52mm	Y			
Tape and Reel (Left Oriented) (TRL)	L	PANASERT T/B CATHODE UP (PBCU)	U			
FORMING	F	PANASERT T/B CATHODE DOWN (PBCD)	D			



BAT54!5I SERIES

Disclaimer

- Reproducing and modifying information of the document is prohibited without permission from Panjit International Inc..
- Panjit International Inc. reserves the rights to make changes of the content herein the document anytime without notification. Please refer to our website for the latest document.
- Panjit International Inc. disclaims any and all liability arising out of the application or use of any product including damages incidentally and consequentially occurred.
- Panjit International Inc. does not assume any and all implied warranties, including warranties of fitness for particular purpose, non-infringement and merchantability.
- Applications shown on the herein document are examples of standard use and operation. Customers are responsible in comprehending the suitable use in particular applications. Panjit International Inc. makes no representation or warranty that such applications will be suitable for the specified use without further testing or modification.
- The products shown herein are not designed and authorized for equipments requiring high level of reliability or relating to human life and for any applications concerning life-saving or life-sustaining, such as medical instruments, transportation equipment, aerospace machinery et cetera. Customers using or selling these products for use in such applications do so at their own risk and agree to fully indemnify Panjit International Inc. for any damages resulting from such improper use or sale.
- Since Panjit uses lot number as the tracking base, please provide the lot number for tracking when complaining.