

LED BARGRAPH DISPLAY
BL-AR02Z1407
■ Features:

- 2 bar, 12.0*12.0*7.0mm, LED light bar
- Ultra brightness available
- Low current operation.
- Excellent character appearance.
- Easy mounting on P.C. Boards or sockets.
- I.C. Compatible.


■ Electrical-optical characteristics: (Ta=25°C) (Test Condition: IF=20mA)

Part No	Chip			VF		Iv TYP.(mcd)
	Emitted Color	Material	λ_p (nm)	Unit:V		
				Typ	Max	
BL-AR02Z1407S--XX	Hi Red	GaAlAs/GaAs,SH	660	1.85	2.20	5
BL-AR02Z1407D-XX	Super Red	GaAlAs/GaAs,DH	660	1.85	2.20	10
BL-AR02Z1407UR-XX	Ultra Red	GaAlAs/GaAs,DDH	660	1.85	2.20	20
BL-AR02Z1407E-XX	Orange	GaAsP/GaP	635	2.10	2.50	5
BL-AR02Z1407Y-XX	Yellow	GaAsP/GaP	585	2.10	2.50	5
BL-AR02Z1407G-XX	Green	GaP/GaP	570	2.20	2.50	5
BL-AR02Z1407UHR-XX	Ultra Red	AlGaInP	645	2.10	2.50	20
BL-AR02Z1407UE-XX	Ultra Orange	AlGaInP	630	2.10	2.50	8
BL-AR02Z1407YO-XX	Ultra Amber	AlGaInP	619	2.10	2.50	8
BL-AR02Z1407UY-XX	Ultra Yellow	AlGaInP	590	2.10	2.50	8
BL-AR02Z1407UG-XX	Ultra Green	AlGaInP	574	2.20	2.50	8
BL-AR02Z1407PG-XX	Ultra Pure Green	InGaN	525	3.80	4.50	12
BL-AR02Z1407UB-XX	Ultra Blue	InGaN	470	2.70	4.20	20
BL-AR02Z1407UW-XX	Ultra White	InGaN	/	2.70	4.20	30

--XX: Ref Surface / Epoxy color:

Number	0	1	2	3	4	5
Ref Surface Color	White	Black	Gray	Red	Green	
Epoxy Color	Water clear	White diffused	Red Diffused	Green Diffused	Yellow Diffused	

LED BARGRAPH DISPLAY
BL-AR02Z1407
■ Absolute maximum ratings (Ta=25°C)

Parameter	S	D	UR	E	Y	G	Unit
Forward Current I_F	25	25	25	25	25	30	mA
Power Dissipation P_d	60	60	60	60	60	65	mW
Reverse Voltage V_R	5	5	5	5	5	5	V
Peak Forward Current I_{PF} (Duty 1/10 @1KHZ)	150	150	150	150	150	150	mA
Operation Temperature T_{OPR}	-40 to +80						°C
Storage Temperature T_{STG}	-40 to +85						°C
Lead Soldering Temperature T_{SOL}	Max.260±5°C for 3 sec Max. (1.6mm from the base of the epoxy bulb)						°C

■ Absolute maximum ratings (Ta=25°C)

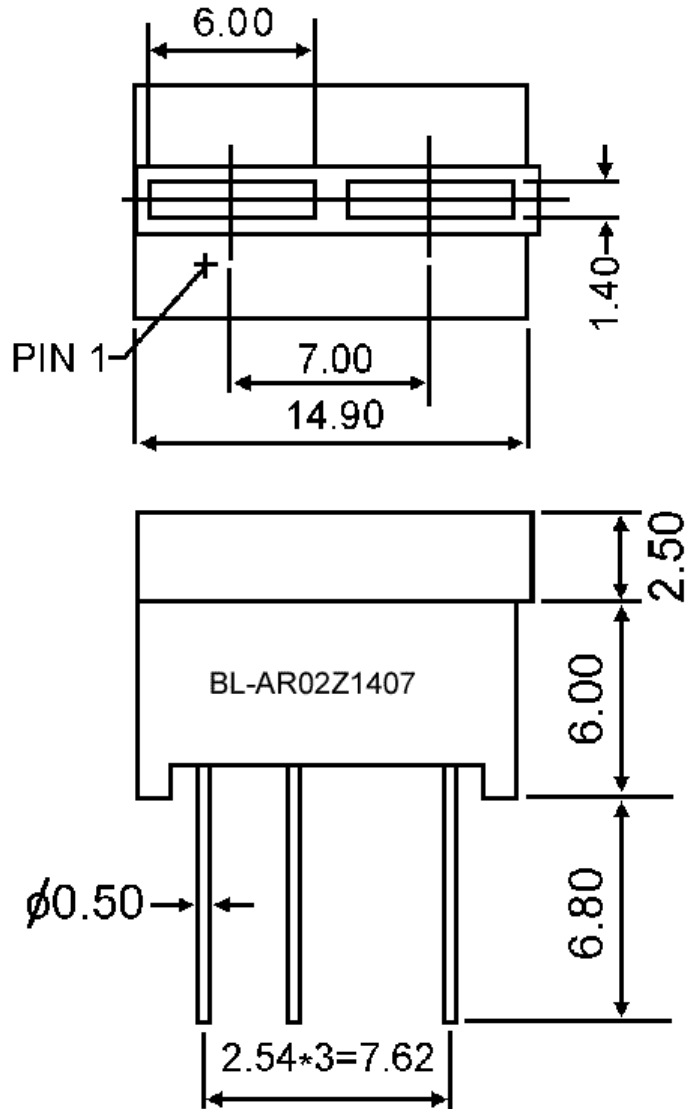
Parameter	UHR	UE	YO	UY	UG	PG	UB	UW	Unit
Forward Current I_F	30	30	30	30	30	30	30	30	mA
Power Dissipation P_d	75	65	65	65	75	110	120	120	mW
Reverse Voltage V_R	5	5	5	5	5	5	5	5	V
Peak Forward Current I_{PF} (Duty 1/10 @1KHZ)	150	150	150	150	150	150	100	100	mA
Operation Temperature T_{OPR}	-40 to +80								°C
Storage Temperature T_{STG}	-40 to +85								°C
Lead Soldering Temperature T_{SOL}	Max.260±5°C for 3 sec Max. (1.6mm from the base of the epoxy bulb)								°C

LED BARGRAPH DISPLAY

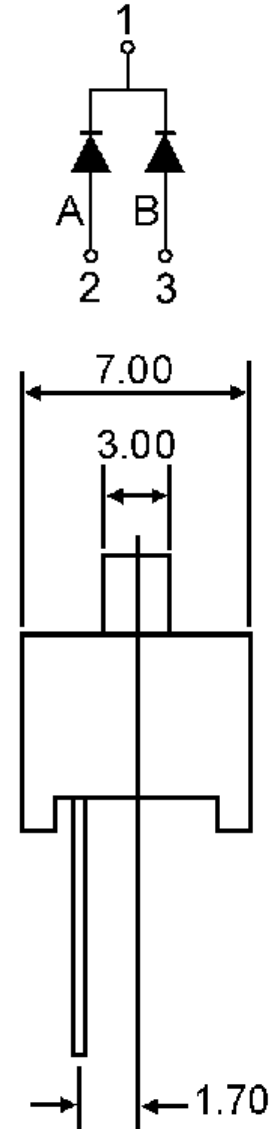
BL-AR02Z1407

■ Package & Circuit

BL-AR02Z1407 Series



BL-AR02Z1407



Notes:

- All dimensions are in millimeters (inches)
- Tolerance is $\pm 0.25(0.01)$ unless otherwise noted.
- Specifications are subject to change without notice.

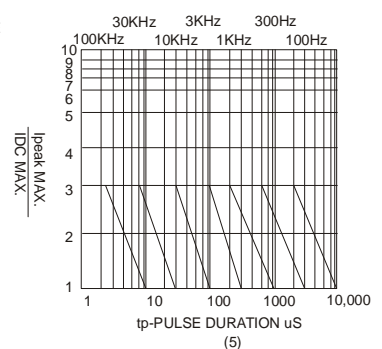
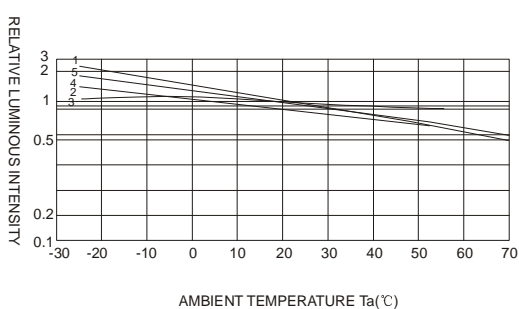
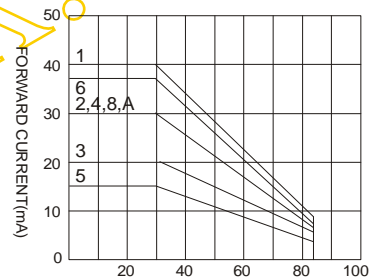
LED BARGRAPH DISPLAY

BL-AR02Z1407

Typical electrical-optical characteristics curves:



- | | |
|---|--------------------------------------|
| (1) - GaAsP/GaAs 655nm/Red | (9) - GaAlAs 880nm |
| (2) - GaP 570nm/Yellow Green | (10) - GaAs/GaAs & GaAlAs/GaAs 940nm |
| (3) - GaAsP/GaP 585nm/Yellow | (A) - GaN/SiC 430nm/Blue |
| (4) - GaAsP/GaP 635nm/Orange & Hi-Eff Red | (B) - InGaN/SiC 470nm/Blue |
| (5) - GaP 700nm/Bright Red | (C) - InGaN/SiC 505nm/Ultra Green |
| (6) - GaAlAs/GaAs 660nm/Super Red | (D) - InGaN/SiC 525nm/Ultra Green |
| (8) - GaAsP/GaP 610nm/Super Red | |



NOTE:25°C free air temperature unless otherwise specified