

Poly-carbonmonofluoride (BR Series) and Manganese Dioxide (CR Series)

COIN CELL TAB CONFIGURATIONS

Model Number	Tab Type		Configuration Diagram No.
	With Insulation Wrap	Without Insulation Wrap	
BR TYPE			
BR1220	/1HF	/1HE	1
BR1220	/1VC	/1VB	2
BR1225	/1HC	/1HB	3
BR1225	/1VC		4
BR1632	/1HF		5
BR2016	/1F2		6
BR2032	/1HM		7
BR2032		/1HG	8
BR2032	/1HS	/1HSE	9
BR2032	/1GUF	/1GU	10
BR2032	/1HF	/1HE	11
BR2032		/1VB	12
BR2032	/1GVF	/1GV	13
BR2032	/1F4		14
BR2032	/1F2		15
BR2325	/1HC	/1HB	16
BR2325	/1HM		17
BR2325		/1HG	18
BR2325	/2HC		19
BR2325		/1VG	20
BR2330	/1HF	/1HE	21
BR2330	/1GUF	/1GU	22
BR2330	/1VC	/1VB	23
BR2330	/1GVF	/1GV	24
BR2330	/1F3		25
BR2330	/1F4C		26
BR3032	/1VC		27
BR3032	/1F2		28

Model Number	Tab Type		Configuration Diagram No.
	With Insulation Wrap	Without Insulation Wrap	
CR TYPE			
CR1220	/1HF	/1HE	1
CR1220	/1VC	/1VB	2
CR1616		/1F2	29
CR1632	/1HF		5
CR1632		/1HE	30
CR2016	/1F2		6
CR2025	/1F2		31
CR2032		/1HU3	32
CR2032	/1VS1		33
CR2032		/1HG	8
CR2032	/1HS	/1HSE	9
CR2032	/1GUF	/1GU	10
CR2032	/1HF	/1HE	11
CR2032		/1VB	12
CR2032	/1GVF	/1GV	13
CR2032	/1F4		14
CR2032	/1F2		15
CR2330	/1HF	/1HE	21
CR2330	/1GUF	/1GU	22
CR2330	/1VC	/1VB	23
CR2330	/1GVF	/1GV	24
CR2330	/1F3		25
CR2330	/1F4C		26
CR2354	/1HF	/1HE	34
CR2354	/1GUF	/1GU	35
CR2354	/1VC	/1VB	36
CR3032	/1VC		27
CR3032	/1F2		28
CR2477	/1VC	/1VB	37
CR2477	/1HF	/1HE	38
CR2450	/H1A		39
CR2450	/G1A		40

* Refer to page 60 for BR "A" (High Temp) Tab configurations. Please contact Panasonic for requests on custom Tab configurations. Minimum order requirements may apply

BR & CR Series Coin Cell Tab Configurations

DIMENSIONS / MM (INCH)

Model No.	Dimensions/mm (inch)	Model No.	Dimensions/mm (inch)
BR/CR1220/1HF 1HE	<p>①</p>	BR/CR1220/1VC 1VB	<p>②</p>
BR1225/1HC 1HB	<p>③</p>	BR1225/1VC	<p>④</p>
BR/CR1632/1HF	<p>⑤</p>	BR/CR2016/1F2	<p>⑥</p>
BR2032/1HM	<p>⑦</p>	BR/CR2032/1HG	<p>⑧</p>

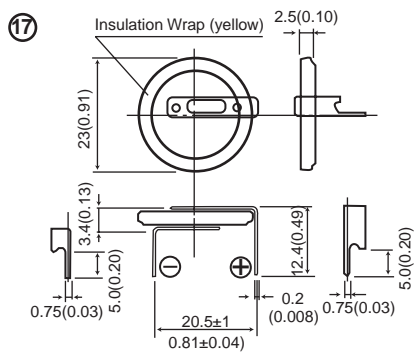
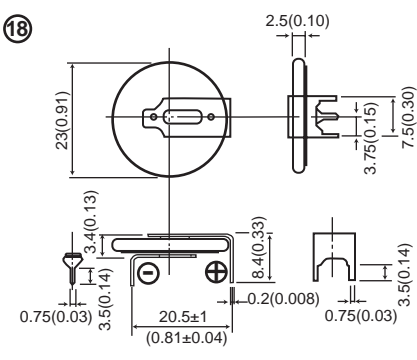
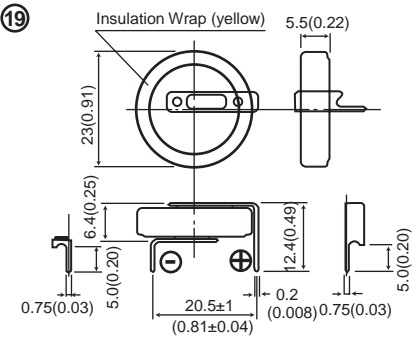
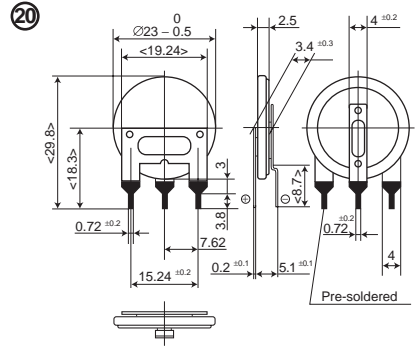
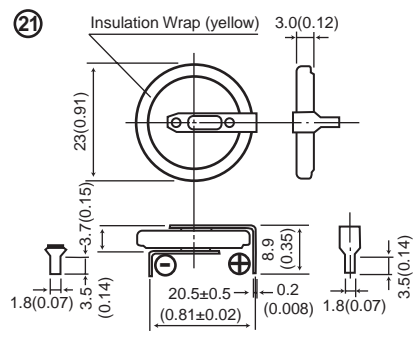
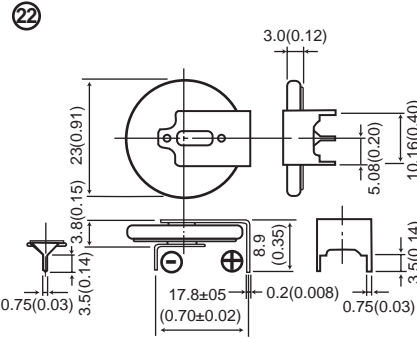
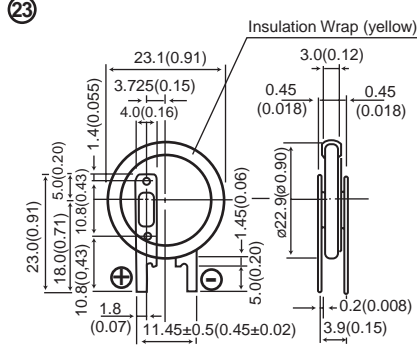
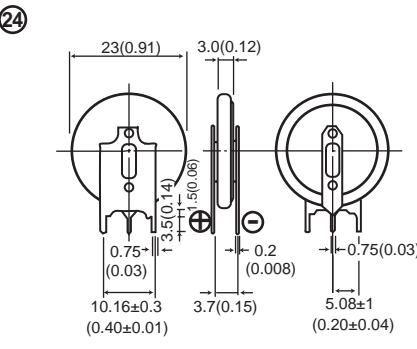
BR & CR Series Coin Cell Tab Configurations

DIMENSIONS / MM (INCH) cont.

Model No.	Dimensions/mm (inch)	Model No.	Dimensions/mm (inch)
BR/CR2032/1HS 1HSE		BR/CR2032/1GUF 1GU	
BR/CR2032/1HF 1HE		BR/CR2032/1VB	
BR/CR2032/1GVF 1GV		BR/CR2032/1F4	
BR/CR2032/1F2		BR2325/1HC 1HB	

BR & CR Series Coin Cell Tab Configurations

DIMENSIONS / MM (INCH) cont.

Model No.	Dimensions/mm (inch)	Model No.	Dimensions/mm (inch)
BR2325/1HM		BR2325/1HG	
BR2325/2HC (2 cells in series, 6V)		BR2325/1VG	
BR/CR2330/1HF 1HE		BR/CR2330/1GU 1GUF	
BR/CR2330/1VC 1VB		BR/CR2330/1GVF 1GV	

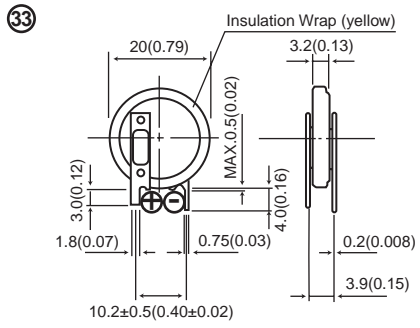
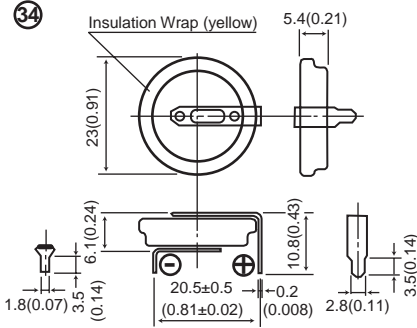
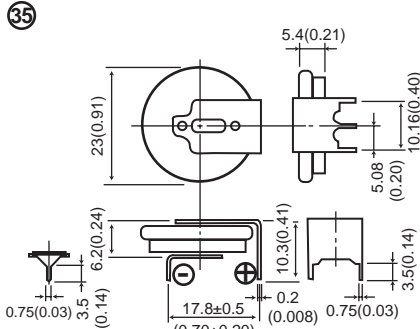
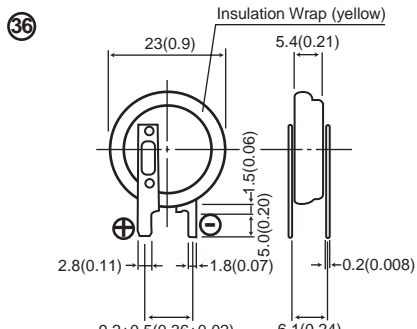
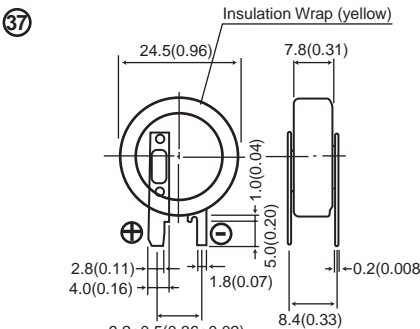
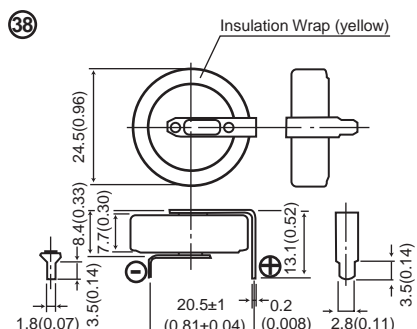
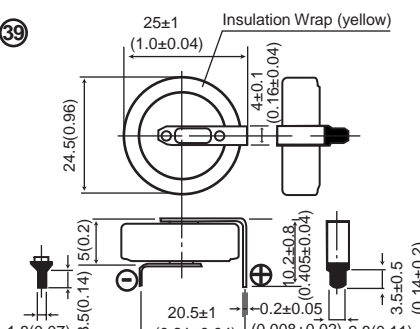
BR & CR Series Coin Cell Tab Configurations

DIMENSIONS / MM (INCH) cont.

Model No.	Dimensions/mm (inch)	Model No.	Dimensions/mm (inch)
BR/CR2330/1F3	<p>②⑤</p> <p>Insulation Wrap (yellow)</p> <p>23(0.91)</p> <p>3.0(0.13)</p> <p>7.6±1 (0.30±0.04)</p> <p>5.0±1(0.20±0.04)</p> <p>3.0(0.13)</p> <p>3.5(0.14)</p> <p>0.1 (0.004)</p> <p>3.35(0.13)</p>	BR/CR2330/1F4C	<p>②⑥</p> <p>Insulation Wrap (yellow)</p> <p>23(0.91)</p> <p>4.0(0.16)</p> <p>1.8±0.2 (0.07±0.018)</p> <p>3.9±0.3(0.15±0.012)</p> <p>3±0.3 (0.12±0.012)</p> <p>8.0±0.5 (0.31±0.02)</p> <p>0.2(0.008)</p> <p>0.8±0.5(0.03±0.02)</p> <p>0.5(0.02)</p> <p>3±0.5(0.12±0.02)</p>
BR/CR3032/1VC	<p>②⑦</p> <p>Insulation Wrap (yellow)</p> <p>30(1.18)</p> <p>3.2(0.13)</p> <p>1.5(0.06)</p> <p>5.0(0.20)</p> <p>2.8(0.11)</p> <p>1.8(0.07)</p> <p>9.2±0.5(0.36±0.02)</p> <p>0.2(0.008)</p> <p>3.9(0.15)</p>	BR/CR3032/1F2	<p>②⑧</p> <p>Insulation Wrap (yellow)</p> <p>30(1.18)</p> <p>5.0±1 (0.20±0.04)</p> <p>5.0±1.5(0.20±0.06)</p> <p>3.2(0.13)</p> <p>3.0(0.12)</p> <p>0.15 (0.006)</p> <p>3.8(0.15)</p>
CR1616/1F2	<p>②⑨</p> <p>Insulation Wrap (yellow)</p> <p>16(0.63)</p> <p>1.5(0.06)</p> <p>1.6(0.06)</p> <p>4.0±0.2 (0.16±0.008)</p> <p>Min.3(0.12)</p> <p>1.8±0.1(0.07±0.004)</p> <p>13.0±0.5 (0.51±0.02)</p> <p>11.5±0.5 (0.45±0.02)</p> <p>2.4±0.3(0.09±0.01)</p> <p>10.0±0.7(0.39±0.03)</p> <p>0.15</p>	CR1632/1HE	<p>③⑩</p> <p>Insulation Wrap (yellow)</p> <p>16(0.63)</p> <p>4.5(0.18)</p> <p>3.2 (0.13)</p> <p>7.5(0.30)</p> <p>3.5(0.14)</p> <p>15.2±1 (0.60±0.04)</p> <p>8.8 (0.35)</p> <p>0.15 (0.06)</p> <p>3.5(0.14)</p> <p>0.75(0.03)</p>
CR2025/1F2	<p>③①</p> <p>Insulation Wrap (yellow)</p> <p>2.0</p> <p>2.0</p> <p>7.1</p> <p>7.7</p> <p>Pre-Soldered</p> <p>2.6</p> <p>0.15</p> <p>Max 3.2</p> <p>5.7</p>	CR2032/1HU3	<p>③②</p> <p>Insulation Wrap (yellow)</p> <p>20±0.3(0.79±0.012)</p> <p>MAX 4.8(0.19)</p> <p>4.0±0.1 (0.16±0.04)</p> <p>20±0.5(0.81±0.02)</p> <p>4.0±0.1(0.16±0.04)</p> <p>0.2 (0.008)</p> <p>18.5±0.5(0.73±0.02)</p> <p>15±0.1 (0.59±0.04)</p> <p>3.2 (0.13)</p> <p>5.0 (0.20)</p> <p>3.0±0.1(0.12±0.04)</p>

BR & CR Series Coin Cell Tab Configurations

DIMENSIONS / MM (INCH) cont.

Model No.	Dimensions/mm (inch)	Model No.	Dimensions/mm (inch)
CR2032/1VS1		CR2354/1HF 1HE	
CR2354/1GUF 1GU		CR2354/1VC 1VB	
CR2477/1VC 1VB		CR2477/1HF 1HE	
CR2450/H1A		CR2450/G1A	