


C&K CL Series Single Pole Power Rocker Switches

Features/Benefits

- Illuminated versions available
- Positive detent
- Snap-in mounting

Typical Applications

- Floor care products
- Power outlet strips
- Small appliances



Specifications

CONTACT RATING:

UL/CSA: 16 AMPS @ 125 VAC, 1/3 HP;
10 AMPS @ 250 VAC, 1/2 HP.

ELECTRICAL LIFE: 10,000 make and break cycles at full load.

INSULATION RESISTANCE: $10^8 \Omega$ min.

DIELECTRIC STRENGTH: 1,500 VRMS @ sea level.

Materials

HOUSING AND ACTUATOR: 6/6 nylon (UL94V-2), black, matte finish.

ILLUMINATED ACTUATOR: Polycarbonate, matte finish.

CENTER CONTACTS: Silver plated, copper alloy.

END CONTACTS: Silver plated.

ALL TERMINALS: Silver plated, copper alloy.

NOTE: Specifications and materials listed above are for switches with standard options. For information on specific and custom switches, consult Customer Service Center.

Build-A-Switch

To order, simply select desired option from each category and place in the appropriate box. Available options are shown and described on pages 16 thru 18. For additional options not shown in catalog, consult Customer Service Center.

<div style="border: 1px solid black; width: 100px; height: 15px; display: inline-block;"></div>		<div style="border: 1px solid black; width: 50px; height: 15px; display: inline-block;"></div>		<div style="border: 1px solid black; width: 30px; height: 15px; display: inline-block;"></div>		<div style="border: 1px solid black; width: 50px; height: 15px; display: inline-block;"></div>		<div style="border: 1px solid black; width: 50px; height: 15px; display: inline-block;"></div>		<div style="border: 1px solid black; width: 50px; height: 15px; display: inline-block;"></div>		<div style="border: 1px solid black; width: 50px; height: 15px; display: inline-block;"></div>		<div style="border: 1px solid black; width: 50px; height: 15px; display: inline-block;"></div>		<div style="border: 1px solid black; width: 50px; height: 15px; display: inline-block;"></div>		<div style="border: 1px solid black; width: 50px; height: 15px; display: inline-block;"></div>	
Switch Function CL101 SPDT On-None-On CL102 SPST On-None-Off CL12 * SPST On-None-Off		Actuator J7 Rocker J9 Illuminated rocker		Actuator Color 2 (STD.) Black 1 White 3 Red R Red, illuminated A Amber, illuminated G Green, illuminated		Mounting Style/Color S2 (STD.) Snap-in, black S1 Snap-in, white		Termination 05 (STD.) .250" quick connect		Actuator Marking (NONE) (STD.) No marking D ON-OFF H "O I" - international ON-OFF P "O -" international ON-OFF		Contact Rating QA (STD.) Silver		Lamp Rating (NONE) (STD.) No lamp 7 125 VAC neon 8 250 VAC neon					

* CL12 - for switches with both marking and illumination

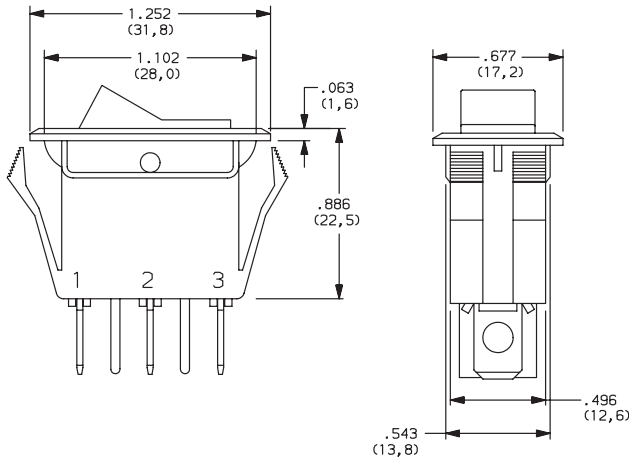
C&K CL Series Single Pole Power Rocker Switches

MOUNTING STYLE/COLOR

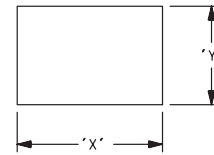


S2 (STD.) SNAP-IN, BLACK

S1 SNAP-IN, WHITE



PANEL MOUNTING

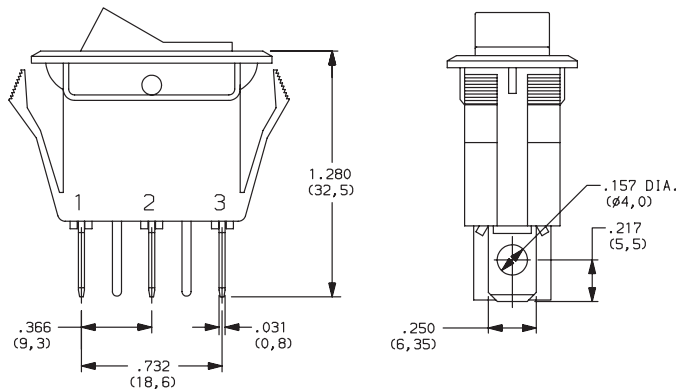


PANEL THICKNESS	"X"	"Y"
0.030-0.049 (0,75-1,25)	1.126-.004 (28,6-0,1)	0.551+.004 (14,0+0,1)
0.049-0.079 (1,25-2,0)	1.134-.004 (28,8-0,1)	0.551+.004 (14,0+0,1)
0.079-0.118 (2,0-3,0)	1.150-.004 (29,2-0,1)	0.551+.004 (14,0+0,1)

TERMINATION



05 (STD.) .250" QUICK CONNECT




ACTUATOR MARKING



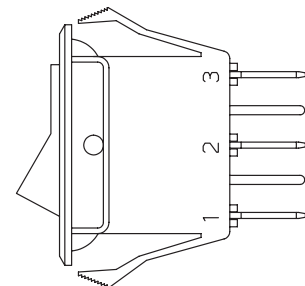
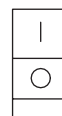
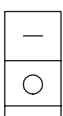
NONE (STD.) NO MARKING

D ON-OFF



H 0 I

P 0 -



NOTE: Orientation of actuator marking and terminals.

