
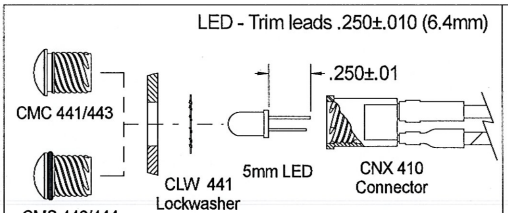
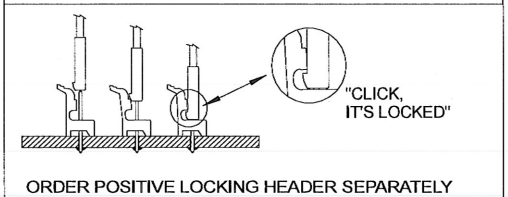


APPROVAL  DATE 12/15/08



Panel Hole: 5/16" (8.0mm)
Panel thickness .032" to .125" (.80mm to 3.2mm)
ORDER LED & LENS SEPARATELY



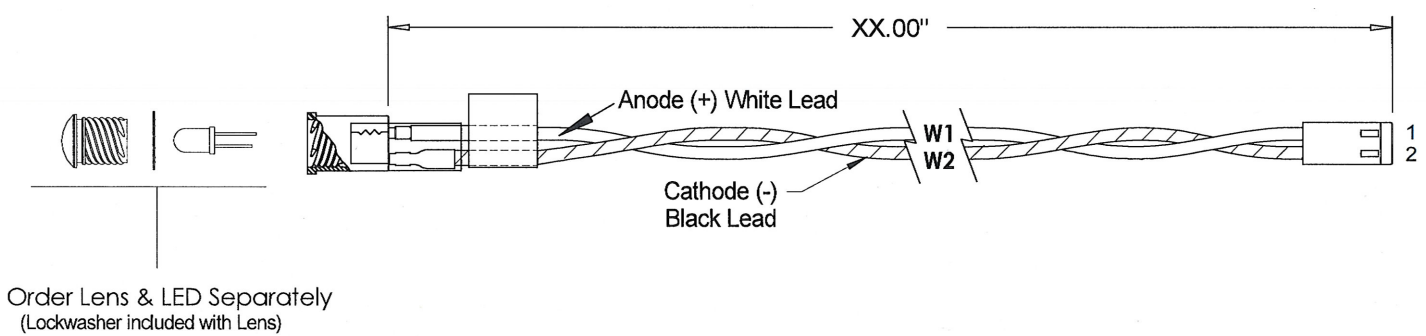
CABLE ORDERING CODE (EXAMPLE): CNX 410 012 E 4 1 12

RESISTOR	TERMINATION	WIRE SIZE	WIRE COLOR	WIRE LENGTH
CODE OHM	X = Stripped End	Standard	1 Wht - Blk	04 4 Inches
012 = 120	E = Locking Header	4 24 AWG	2 Red - Blk	06 6 Inches
018 = 180	Connector			08 8 Inches
033 = 330	G = Plain Header			12 12 Inches
056 = 560	Connector			18 18 Inches
120 = 1200				24 24 Inches
220 = 2200				

CALL FACTORY DIRECT FOR ADDITIONAL OPTIONS

LENS OPTIONS

LENS STYLE	COLOR
CMC 441/443 Standard	RTP - Red GTP - Green ATP - Amber BTP - Blue
CMS 442/444 Water Tight NEMA 4	YTP - Yellow CTP - Clear



NOTES:

Material: LED Connector - Polyester U.L. Rating 94-V0
Header Connector - Polyester U.L. Rating 94-V0
U.L. Manual - "Thermoplastic material used on a secondary circuit."
Label: Text = "CNX 410 XXX; XXX0 ohms";
Material = Self-adhesive vinyl or equivalent.
Wire: 1007/1569 - 24 AWG, stranded (105° C)
Mounting: Lens - panel hole size 5/16" (8.0mm)
Tested: UV, Solar, Shock, Vibration, Temperature
-45° - 105°C. CMS 442/444 Watertight; meet NEMA 4

U.S. & FOREIGN PAT. ISSUED & PEND.

NO	REVISIONS DESCRIPTION	DATE	BY
1			
2			
3			
4			

VCC P/N: CNX 410 CABLE ASSEMBLY

VCC VISUAL COMMUNICATIONS COMPANY, INC.
190 Bosstick Blvd, Ste. 101 San Marcos, California 92069 U.S.A.
Phone (760) 560-1300 Fax (760) 560-1301 e-mail vccsales@vcclite.com

TOLERANCES	SCALE	N/A	DATE	12/15/08	DRAWING NO.	REV.
DECIMAL ±.500	DIAMETER		DRAWN BY	JDG	CNX 410 CABLE_Assy	