

NOTES:

1. ROHS COMPLIANT
2. MATERIAL:
 PANEL CONNECTOR SOCKET - POLYESTER, UL RATING 94-V0
 HEADER CONNECTOR - POLYESTER, UL RATING 94-V0
 LENS - POLYCARBONATE, UL RATING 94-V2
 MOISTURE SEAL - EPDM
 LOCKWASHER - STEEL, NICKEL PLATE
 TERMINALS - PHOSPHOR BRONZE, TIN PLATE
 WIRE - 24 AWG 1007/ 1569
3. MOUNTING: HOLE SIZE - 9/16" (14.288mm) OPENING ON 3/4" (19.05mm) CENTER
4. PANEL THICKNESS: .030" (.762mm) MIN - .188" (4.775mm) MAX
5. LED LEAD LENGTH:
 FOR BI-LEAD - TRIM TO .300" ± 0.010 (7.620mm ± 0.254)
 FOR HI-FLUX - NO TRIM REQUIRED
 FOR TRI-LEAD - CONTACT FACTORY
6. FOR DRY APPLICATIONS USE HMC 461 OR HMC 463 LENS ; FOR DUST AND WET CONDITIONS USE HMS 462 OR HMS 464 LENS (EXCEEDS NEMA 6P/IP 67)
7. U.S. & FOREIGN PATENT ISSUED

REVISIONS					
ECN #	REV.	DESCRIPTION	DATE	INITIALS	CHK'D
	001	REVISED PER ECR 111009AZ01	11/26/10	KH	DPZ
431	001	REVISED PER ECR 050112KH01	5/9/12	KH	ED

CABLE ORDERING CODE EXAMPLE:
CNX 460 E02 4 1 12

TERMINATION *	
X =	STRIPPED ENDS
E =	SINGLE ROW LOCKING HEADER
D =	DUAL ROW LOCKING HEADER
O2 =	2 WIRES
O3 =	3 WIRES
O4 =	4 WIRES

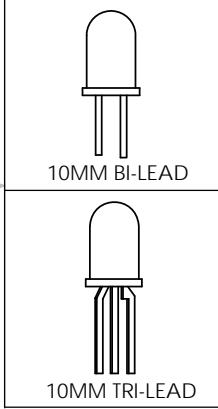
WIRE SIZE *	
4	24 AWG

WIRE COLOR *	
1	WHITE - BLACK
2	RED - BLACK
6	WHITE - BLACK - RED
0	WHITE - BLACK - RED - GREEN

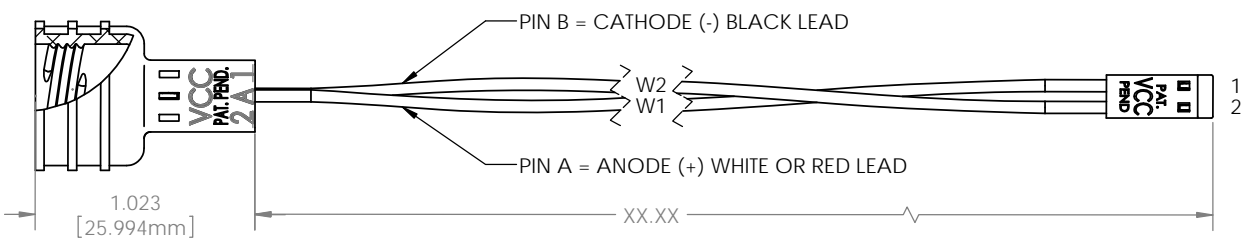
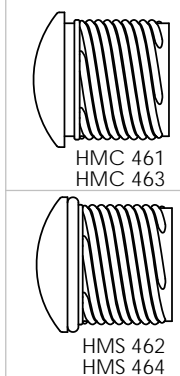
WIRE LENGTH *	
04	4 INCHES (101.6mm)
06	6 INCHES (152.4mm)
08	8 INCHES (203.2mm)
12	12 INCHES (304.8mm)
18	18 INCHES (457.2mm)
24	24 INCHES (609.6mm)

* CALL FACTORY FOR ADDITIONAL OPTIONS

LEDS (ORDER SEPARATELY)



LENS (ORDER SEPARATELY)



DIMENSION STYLE: INCHES / MM GENERAL TOLERANCES UNLESS OTHERWISE SPECIFIED: INCHES ±.500 MM ± 12.7	APPROVAL	DATE
	DRAWN KHOWARD	11/26/10
THIRD ANGLE PROJECTION PROPRIETARY AND CONFIDENTIAL THE INFORMATION CONTAINED IN THIS DRAWING IS THE SOLE PROPERTY OF VISUAL COMMUNICATIONS COMPANY, INC. ANY REPRODUCTION IN PART OR AS A WHOLE WITHOUT THE WRITTEN PERMISSION OF VISUAL COMMUNICATIONS COMPANY, INC IS PROHIBITED.	CHECKED DPZ	11/29/10
	MATERIAL	SEE NOTES
FINISH	SEE NOTES	
DO NOT SCALE DRAWING		

12780 DANIELSON CT, SUITE A, POWAY, CA 92064 U.S.A PHONE: (800) 522-5546 EMAIL: vccsales@vccite.com		
TITLE: CNX 460 CABLE ASSEMBLY		
SIZE	DWG. NO.	REV
B	CNX 460 ASSY	001
SCALE: 1.75:1		SHEET 1 OF 1