

Distributor: **Electro-Stock** [www.electrostock.com](http://www.electrostock.com) Tel: 630-682-1542 Fax: 630-682-1562

## FEATURES:

- Large switching capacity up to 40A
- Small size and light weight
- PCB pin and quick connect mounting available
- Suitable for automobile and lamp accessories
- QS-9000, ISO-9002 Certified Manufacturing



26.0 x 26.0 x 24.5 (39.5) mm

## CONTACT DATA

Contact Arrangement	1A = SPST N.O. 1B = SPST N.C. 1C = SPDT 1U = SPST N.O. (2 terminals)
Contact Rating	1A: 40A @ 14VDC 1B: 30A @ 14VDC 1C: 40A @ 14VDC N.O. and 30A @ 14VDC N.C. 1U: 2x20A @ 14VDC
Contact Resistance	< 30 milliohms initial
Contact Material	AgSnO <sub>2</sub>
Maximum Switching Power	630W
Maximum Switching Voltage	75VDC
Maximum Switching Current	40A

## COIL DATA

Coil Voltage VDC		Coil Resistance $\Omega \pm 10\%$		Pick Up Voltage VDC (max)	Release Voltage VDC (min)	Coil Power W	Operate Time ms	Release Time ms
Rated	Max.	1.6W	1.9W	75% of rated voltage	10% of rated voltage			
6	7.8	22.5	19	4.2	0.6	1.6 or 1.9	7	5
12	15.6	90	75.8	8.4	1.2			
24	31.2	360	303.2	16.8	2.4			

## CAUTION:

1. The use of any coil voltage less than the rated coil voltage may compromise the operation of the relay.
2. Pickup and release voltages are for test purposes only and are not to be used as design criteria.
3. When testing, coil terminals should be connected if coil transient suppression is installed in relay.

## GENERAL DATA

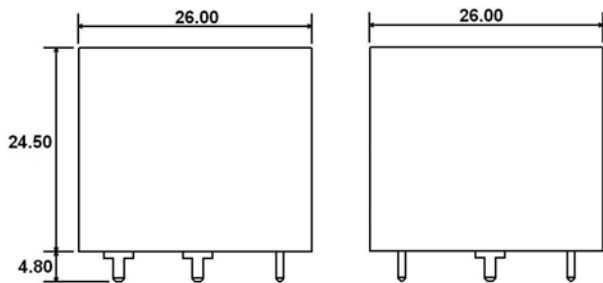
Electrical Life @ rated load	100K cycles, typical
Mechanical Life	10M cycles, typical
Insulation Resistance	100M $\Omega$ min @ 500VDC
Dielectric Strength, Coil to Contact	750V rms min. @ sea level
Contact to Contact	500V rms min. @ sea level
Shock Resistance	147m/s <sup>2</sup> for 11ms
Vibration Resistance	1.5mm double amplitude 10-40Hz
Terminal (Copper Alloy) Strength	8N (Quick Connect), 4N (PCB Pins)
Operating Temperature	-40 °C to + 85 °C
Storage Temperature	-40 °C to + 155 °C
Solderability	230 °C $\pm$ 2 °C for 10 $\pm$ 0.5s
Weight	31g

Distributor: **Electro-Stock** [www.electrostock.com](http://www.electrostock.com) Tel: 630-682-1542 Fax: 630-682-1562

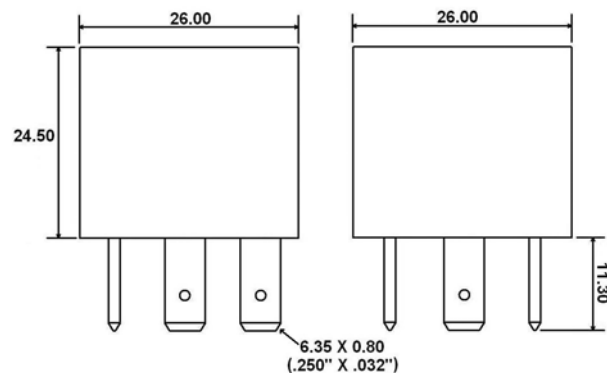
## ORDERING INFORMATION

<b>1. Series:</b>	CTA2	1C	S	Q	12	1.6	Z
CTA2 standard CTA2F with mounting flange CTA2M with metal bracket							
<b>2. Contact Arrangement:</b>							
1A = SPST N.O. 1B = SPST N.C. 1C = SPDT 1U = SPST N.O. (2 terminals)							
<b>3. Sealing Options:</b>							
S = Sealed C = Dust Cover							
<b>4. Termination:</b>							
P = PCB Pins Q = Quick Connect							
<b>5. Coil Voltage:</b>							
6VDC 12VDC 24VDC							
<b>6. Coil Power:</b>							
1.6 = 1.6W 1.9 = 1.9W							
<b>7. Coil Suppression:</b>							
Blank = Standard D = Diode (1N4005) Cathode on "86" terminal D1 = Diode (1N4004) Cathode on "86" Terminal R = Resistor (680 Ohms) 2D = 2 diodes (1N4005) DR = Diode & Resistor Cathode on "86" Terminal (1N4005 & 680 Ohms)							
** Consult factory if other values are needed.							
<b>8. Contact Material:</b>							
Z = AgSnO <sub>2</sub>							

## DIMENSIONS – CTA2 (Units = mm)



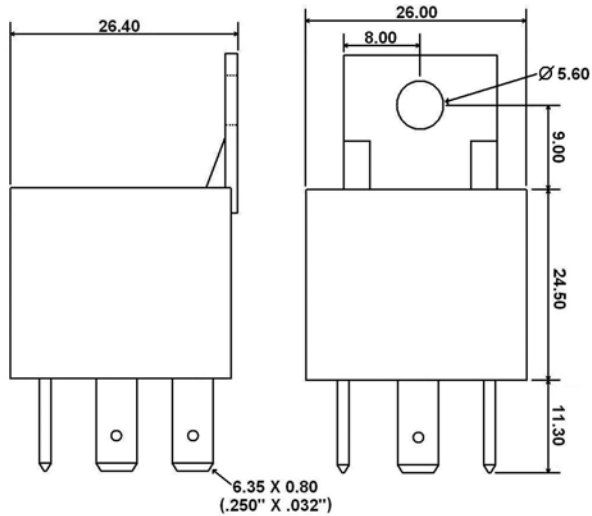
CTA2 with PC Pins



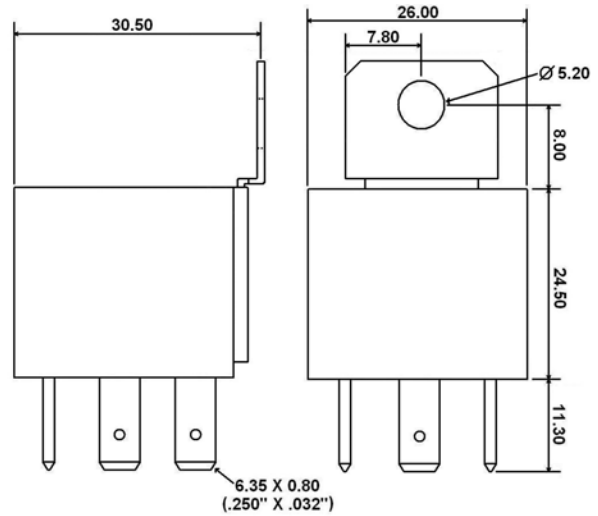
CTA2 with Quick Connects

Distributor: Electro-Stock [www.electrostock.com](http://www.electrostock.com) Tel: 630-682-1542 Fax: 630-682-1562

## DIMENSIONS – CTA3F & CTA2M (Units = mm)

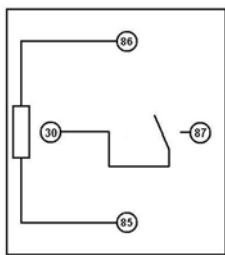


**CTA2F with Quick Connects**

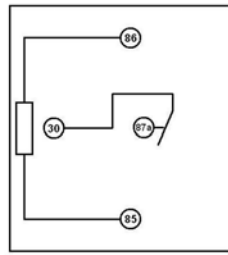


**CTA2M with Quick Connects**

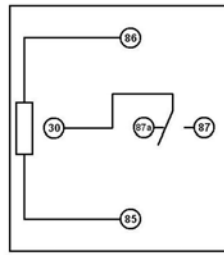
## SCHEMATICS, PC PIN DIMENSIONS, & PC LAYOUTS (BOTTOM VIEWS)



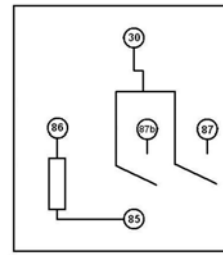
**1A**



**1B**



**1C**



**1U**

