

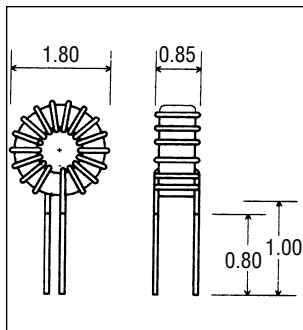
CTP4551 is a high current inductor with the following data and features:

- **Core type:** 1.57" o.d., Iron Powder, perm 33.
 - **Power rating:** 4.50 watts for temp. rise 50°C.
 - **Typical applications:** Filter Inductors in Switch Mode Power Supplies.
- Three mounting styles are offered:**
- 1 Flying leads (1.00"), for vertical or horizontal mounting.
 - 2 4-pin header, for vertical mounting.
 - 3 Threaded center hole, flying leads (2.00").

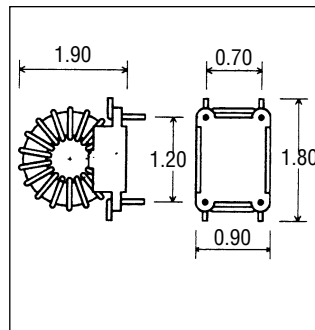


MECHANICAL

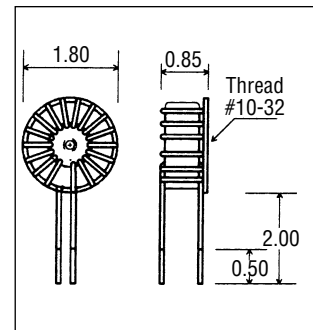
Style 1



Style 2



Style 3



ELECTRICAL SPECIFICATION

Ordering Information: Substitute the style number for the asterisk (*). Example: CTP4551, Style 1, 56uH. Order: CTP4551 - 116

Part No. CTP4551 -	Ind. (uH)	DCR Ohms	Rated Current Amp. RMS	I (amp.) @ Lsat. 10%	I (amp.) @ Lsat. 25%	I (amp.) @ Lsat. 50%	Part No. CTP4551 -	Ind. (uH)	DCR Ohms	Rated Current Amp. RMS	I (amp.) @ Lsat. 10%	I (amp.) @ Lsat. 25%	I (amp.) @ Lsat. 50%
* 01	3.3	0.002	47.2	28.6	71.6	171.8	* 17	68	0.018	15.9	6.3	15.8	37.8
* 02	3.9	0.002	45.3	26.3	65.8	158.0	* 18	82	0.020	15.1	5.7	14.4	34.5
* 03	4.7	0.002	43.3	24.0	60.0	144.0	* 19	100	0.022	14.4	5.2	13.0	31.2
* 04	5.6	0.003	41.5	22.0	55.0	131.9	* 20	120	0.030	12.3	4.7	11.9	28.5
* 05	6.8	0.003	39.6	19.9	49.9	119.7	* 21	150	0.033	11.6	4.2	10.6	25.5
* 06	8.2	0.003	37.8	18.2	45.4	109.0	* 22	180	0.037	11.1	3.9	9.7	23.3
* 07	10	0.003	36.0	16.4	41.1	98.7	* 23	220	0.040	10.5	3.5	8.8	21.0
* 08	12	0.004	34.5	15.0	37.5	90.1	* 24	270	0.045	10.0	3.2	7.9	19.0
* 09	15	0.004	32.6	13.4	33.6	80.6	* 25	330	0.050	9.5	2.9	7.2	17.2
* 10	18	0.005	31.2	12.3	30.6	73.6	* 26	390	0.068	8.2	2.6	6.6	15.8
* 11	22	0.005	29.7	11.1	27.7	66.5	* 27	470	0.074	7.8	2.4	6.0	14.4
* 12	27	0.007	25.1	10.0	25.0	60.1	* 28	560	0.081	7.4	2.2	5.5	13.2
* 13	33	0.008	23.9	9.1	22.6	54.3							
* 14	39	0.009	23.0	8.3	20.8	50.0							
* 15	47	0.012	19.5	7.6	19.0	45.5							
* 16	56	0.013	18.7	7.0	17.4	41.7							

CTP4551