

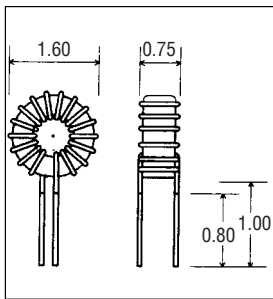
CTP4556 is a medium current inductor with the following data and features:

- **Core type:** 1.30" o.d., Moly-Permalloy Powder, perm 60.
 - **Power rating:** 3.13 watts for temp. rise 50°C.
 - **Typical applications:** Switching Inductors in Switch Mode Power Supplies.
- Three mounting styles are offered:**
- 1 Flying leads (1.00"), for vertical or horizontal mounting.
 - 2 4-pin header, for vertical mounting.
 - 3 Threaded center hole, flying leads (2.00").

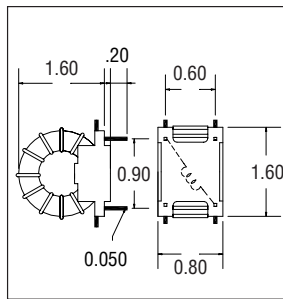


MECHANICAL

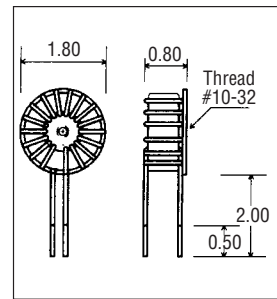
Style 1



Style 2



Style 3



ELECTRICAL SPECIFICATION

Ordering Information: Substitute the style number for the asterisk (*). Example: CTP4556, Style 1, 56uH. Order: CTP4556 - 116

Part No. CTP4556 -	Ind. (uH)	DCR Ohms	Rated Current Amp. RMS	I (amp.) @ Lsat. 10%	I (amp.) @ Lsat. 25%	I (amp.) @ Lsat. 50%	Part No. CTP4556 -	Ind. (uH)	DCR Ohms	Rated Current Amp. RMS	I (amp.) @ Lsat. 10%	I (amp.) @ Lsat. 25%	I (amp.) @ Lsat. 50%
* 01	3.3	0.002	37.7	31.7	52.9	88.2	* 17	68	0.015	14.3	7.0	11.7	19.4
* 02	3.9	0.002	36.2	29.2	48.7	81.1	* 18	82	0.017	13.6	6.4	10.6	17.7
* 03	4.7	0.003	34.7	26.6	44.3	73.9	* 19	100	0.023	11.6	5.8	9.6	16.0
* 04	5.6	0.003	33.2	24.4	40.6	67.7	* 20	120	0.032	9.9	5.3	8.8	14.6
* 05	6.8	0.003	31.7	22.1	36.9	61.4	* 21	150	0.036	9.3	4.7	7.8	13.1
* 06	8.2	0.003	30.3	20.1	33.6	55.9	* 22	180	0.039	8.9	4.3	7.2	11.9
* 07	10	0.004	28.9	18.2	30.4	50.7	* 23	220	0.044	8.5	3.9	6.5	10.8
* 08	12	0.004	27.6	16.6	27.7	46.2	* 24	270	0.048	8.1	3.5	5.8	9.7
* 09	15	0.005	26.2	14.9	24.8	41.4	* 25	330	0.053	7.7	3.2	5.3	8.8
* 10	18	0.005	25.0	13.6	22.7	37.8	* 26	390	0.058	7.4	2.9	4.9	8.1
* 11	22	0.006	23.8	12.3	20.5	34.2	* 27	470	0.080	6.3	2.7	4.4	7.4
* 12	27	0.006	22.7	11.1	18.5	30.8	* 28	560	0.110	5.3	2.4	4.1	6.8
* 13	33	0.008	19.2	10.0	16.7	27.9	* 29	680	0.121	5.1	2.2	3.7	6.1
* 14	39	0.012	16.4	9.2	15.4	25.6	* 30	820	0.133	4.9	2.0	3.4	5.6
* 15	47	0.013	15.7	8.4	14.0	23.4	* 31	1000	0.147	4.6	1.8	3.0	5.1
* 16	56	0.014	15.0	7.7	12.8	21.4	* 32	1200	0.161	4.4	1.7	2.8	4.6

CTP4556