

# Temperature Compensated Crystal Oscillator

## CXOSD5 Model

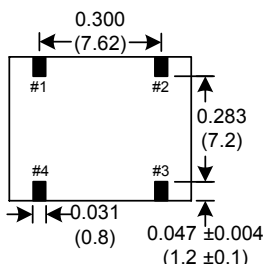
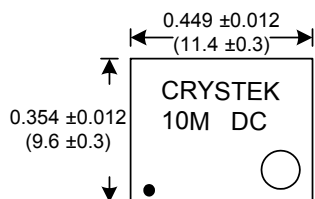
4 Pad SMD, 3.3V & 5V, Clipped Sine

<b>Frequency Range:</b>	10MHz to 30MHz
<b>Frequency Stability:</b>	±2ppm to ±5ppm
<b>Freq. Stability vs Volt:</b>	±0.5ppm Max
<b>Freq. Stability vs Load:</b>	±0.3ppm Max
<b>Temperature Range:</b>	-40°C to 85°C
<b>Storage:</b>	-55°C to 120°C
<b>Input Voltage:</b>	3.3V or 5V ± 5%
<b>Trimmer Adj. Range:</b>	±3ppm Min.
<b>Input Current:</b>	1.5mA Typ, 3mA Max
<b>Output:</b>	Clipped Sinewave
Output Voltage:	5V = 1.0Vpp Min 3.3V = 0.7Vpp Min
Load:	20K Ohm / 5pF Max
<b>Phase Noise Typ.:</b>	
10Hz	-100dBc/Hz
100Hz	-130dBc/Hz
1KHz	-140dBc/Hz
10KHz	-145dBc/Hz
100KHz	-150dBc/Hz
<b>Aging:</b>	<1ppm Max/Yr



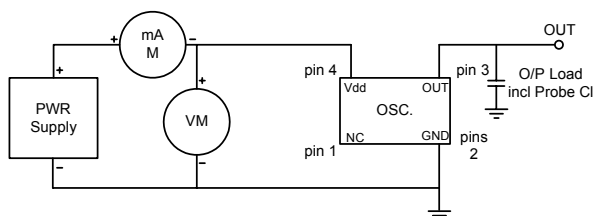
Designed to meet today's requirements for tighter frequency stability tolerance while reducing pad layout requirement.

## CXOSD5



PIN	Connection
1	NC
2	GND
3	OUTPUT
4	Vdd

Dimensions inches (mm)  
All dimensions are Max unless otherwise specified.



	Operating Temperature	Freq. Stability (± ppm)					
		1.5	2.0	2.5	3.0	4.0	5.0
A	0°C to 50°C						
B	-10°C to 60°C						
C	-10°C to 70°C						
D	-20°C to 70°C						
E	-30°C to 60°C						
F	-30°C to 70°C						
G	-30°C to 75°C						
H	-40°C to 85°C						
		A	B	C	D	E	F

Table 1

## Crystek Part Number Guide

**CXOSD5 - B C 3 - 25.000**

#1 #2 #3 #4 #5

- #1 Crystek TCXO 4 Pad SMD Clipped Sine
- #2 Letter = Operating Temperature (see table 1)
- #3 Letter = Frequency Stability (see table 1)
- #4 3 or blank = Input Volt (3 = 3.3 volts) (Blank = 5V)
- #5 Frequency in MHz: 3 or 6 decimal places

Example:  
CXOSD5-BC3-25.000 = -10/60, ±2.5ppm, 3.3V, 25.000MHz

Specifications subject to change without notice.

TD-020817 Rev. E

