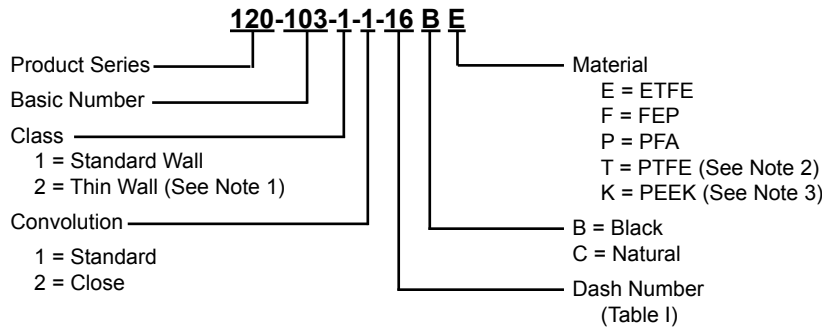


120-103

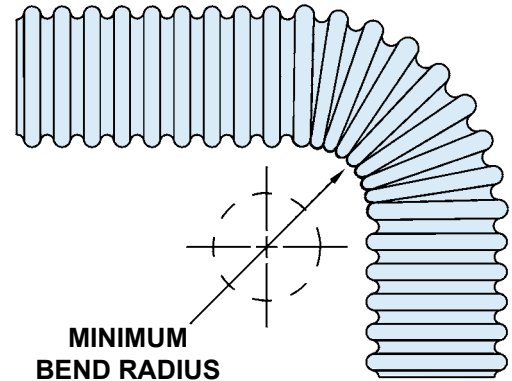
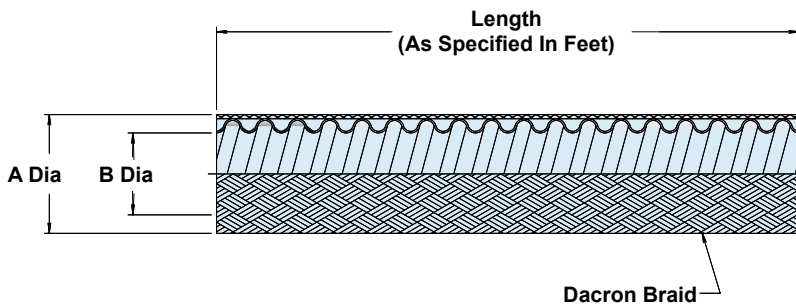
**Series 74 Helical Convoluted Tubing (MIL-T-81914)**  
 Natural or Black PFA, FEP, PTFE, Tefzel® (ETFE) or PEEK  
 Type B - With External Black Dacron® Braid



Conduit and  
Conduit  
Systems



**TYPE  
B  
EXTERNAL  
BLACK  
DACRON®  
BRAID**



- APPLICATION NOTES**
1. Consult factory for thin-wall, close convolution combination.
  2. Consult factory for PTFE maximum lengths.
  3. Consult factory for PEEK min/max dimensions.
  4. Metric dimensions (mm) are in parentheses.

**TABLE I: TUBING SIZE**

Dash No.	Fractional Size Ref	A Inside Dia Min	B Dia Max	Minimum Bend Radius
06	3/16	.181 (4.6)	.430 (10.9)	.500 (12.7)
09	9/32	.273 (6.9)	.474 (12.0)	.750 (19.1)
10	5/16	.306 (7.8)	.510 (13.0)	.750 (19.1)
12	3/8	.359 (9.1)	.571 (14.6)	.880 (22.4)
14	7/16	.427 (10.8)	.631 (16.0)	1.000 (25.4)
16	1/2	.480 (12.2)	.710 (18.0)	1.250 (31.8)
20	5/8	.603 (15.3)	.830 (21.1)	1.500 (38.1)
24	3/4	.725 (18.4)	.990 (24.9)	1.750 (44.5)
28	7/8	.860 (21.8)	1.133 (28.8)	1.880 (47.8)
32	1	.970 (24.6)	1.286 (32.7)	2.250 (57.2)
40	1-1/4	1.205 (30.6)	1.599 (40.6)	2.750 (69.9)
48	1-1/2	1.437 (36.5)	1.892 (48.1)	3.250 (82.6)
56	1-3/4	1.688 (42.9)	2.192 (55.7)	3.630 (92.2)
64	2	1.937 (49.2)	2.442 (62.0)	4.250 (108.0)