

DL-53X8AC-CXX0 Series

Uncooled **1470 ~ 1610 nm CWDM MQW-DFB LD** for CDMA wireless communication

DESCRIPTION

DL-53X8AC-CXX0 series are designed for coupling a single mode optical fiber with 1470 ~ 1610 nm CWDM MQW-DFB uncooled laser diode. DL-53X8AC-CXX0 series are the best kits as light source for analog application, such as optical repeater for CDMA mobile communication.

FEATURES

- 8-Channel CWDM : from 1470 nm to 1610 nm, each Step 20 nm
- Uncooled DFB Laser Diode with MOW Structure
- High Reliability, Long Operation Life
- Single Frequency Operation with High SMSR
- -20 to 75°C operation without active cooling
- Built-in InGaAs monitor photodiode
- Low Inter-modulation Distortion
- Built-in isolator

CHARACTERISTICS

ELECTRICAL AND OPTICAL CHARACTERISTICS (T _c = 25°C)						
Symbol	Parameter	Test Conditions	Min.	Typ.	Max.	Unit
I _{th}	Threshold Current	CW, Room Temperature CW, Over Temperature		10	15 50	mA mA
I _{op}	Operation Current	CW, Room Temperature CW, Over Temperature			50 100	mA mA
V _{op}	Operating Voltage	CW, I _F =I _{op}		1.2	1.5	V
P _f	Optical Output Power Part No.:DL-5338AC DL-5348AC DL-5358AC	CW, I _F =I _{op}		2.0 3.0 4.0		mW mW mW
λ _c	Central Wavelength	CW, I _F =I _{op}	λ -3	λ	λ +2	nm
SMSR	Side Mode Suppression Ratio	CW, I _F =I _{op}	30	35		nm
ΔP _f /P _f	Tracking Error	APC, -20~75 °C	-1		1	dB
I _m	PD monitor Current	CW, I _F =I _{op} , V _{RD} =1V	100		1500	μA
I _D	PD Dark Current	V _{RD} =5V			0.1	μA
C _t	PD Capacitance	V _{RD} =5V, f=1 MHz		10	15	pF
IMD3	Third-Order Intermodulation	(*1)			-56	dBc
RIN	Relative Intensity Noise	f=50~1000 MHz			-145	dB/Hz
Iso	Optical Isolation	λ = λ _c	30			dB

Note: *1 2-tone (936 MHz and 958 MHz), OMI=0.2 for each RF Channel.

ABSOLUTE MAXIMUM RATINGS

Stress in excess of the absolute maximum rating can cause permanent damage to the device. These are absolute stress rating only. Functional operation of the device is not implied at these or any other conditions in excess of these given in the operational sections of the datasheet. Exposure to absolute ratings for extended periods can adversely affect device reliability.

Parameter	Symbol	Min	Max	Unit
Optical Output Power (5338AC / 5348AC / 5358AC)	P _o		3 / 4 / 5	mW
LD Reverse Voltage	V _{RL}		2	V
PD Reverse Voltage	V _{RD}		10	V
PD Forward Current	I _{FD}		1	mA
Soldering Temperature	T _{solder}		260 / 10	°C / sec
Operating Temperature Range	T _{op}	-20	75	°C

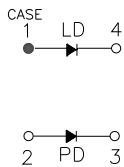
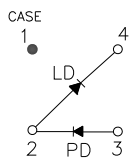
PRECAUTIONS for USE

- ESD protection is imperative. Use of grounding straps, anti-static mats, and other ESD protective equipment is recommended when handling or testing any junction photodiodes.
- Fiber pigtailed should be handled with less than 10N pull and with a bending radius greater than 30 mm.

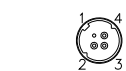
MECHANICAL DIMENSION (mm) and PIN ASSIGNMENT

Type B

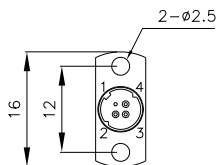
Type C



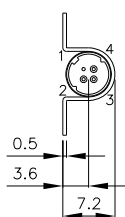
P/N	H
DL-5338AC-CXX0-XXXX	9
DL-5348AC-CXX0-XXXX	10.9
DL-5358AC-CXX0-XXXX	10.9



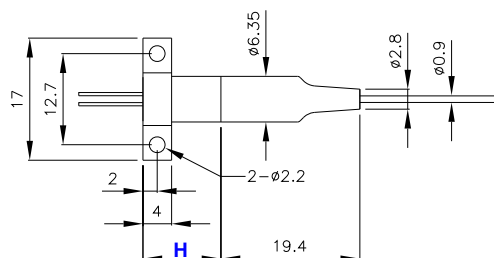
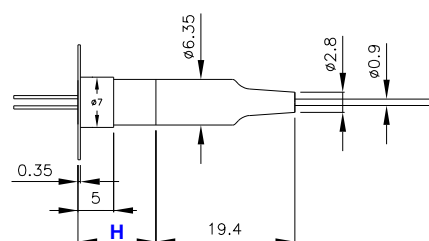
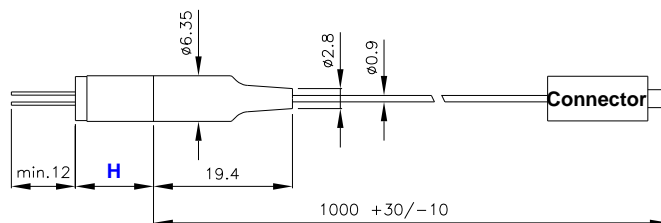
Flangeless



Vertical Flange



Horizontal Flange



Optoway

DL-53X8AC-CXX0

ORDER INFORMATION

Part No.: D L - 5 3 A C - C 0 - S

Code	Pout (mW)
3	2
4	3
5	4

Code	Wavelength
47	1470 nm
49	1490 nm
51	1510 nm
53	1530 nm
55	1550 nm
57	1570 nm
59	1590 nm
61	1610 nm

Code	Isolator
S	Single-Stage

Code	Pin Assignment
5	Type B
8	Type C

Code	Connector
S	SC/PC
F	FC/PC
T	ST/PC
L	LC/PC
X	No connector
SA	SC/APC
FA	FC/APC
TA	ST/APC
LA	LC/APC

Code	Flange
V	Vertical
H	Horizontal
X	No Flange

Note: Specifications subject to change without notice.

Revision History

Version	Subject	Release Date
1.0	Initial datasheet	2008/6/1