

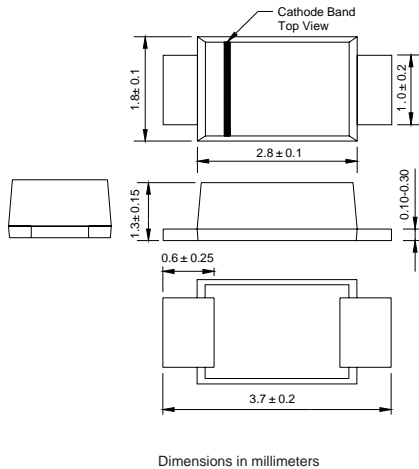


DSS22 THRU DSS210

SURFACE MOUNT SCHOTTKY BARRIER RECTIFIER

Reverse Voltage - 20 to 100 Volts Forward Current - 2.0 Ampere

SOD-123FL



FEATURES

- ◆ The plastic package carries Underwriters Laboratory Flammability Classification 94V-0
- ◆ Metal silicon junction, majority carrier conduction
- ◆ Low power loss, high efficiency
- ◆ High forward surge current capability
- ◆ High temperature soldering guaranteed:
250°C/10 seconds, 0.375" (9.5mm) lead length, 5 lbs. (2.3kg) tension

MECHANICAL DATA

Case: JEDEC SOD-123FL molded plastic body
Terminals: Solderable per MIL-STD-750, Method 2026
Polarity: Color band denotes cathode end
Mounting Position: Any
Weight: 0.0007 ounce, 0.02 grams

MAXIMUM RATINGS AND ELECTRICAL CHARACTERISTICS

Ratings at 25°C ambient temperature unless otherwise specified.
 Single phase half-wave 60Hz, resistive or inductive load, for capacitive load current derate by 20%.

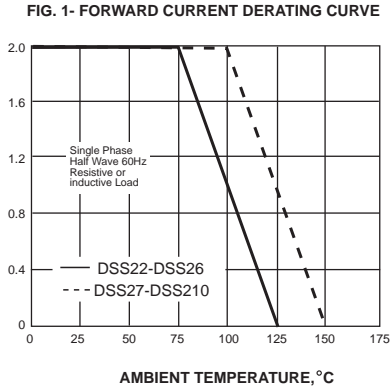
MDD Catalog Number	SYMBOLS	DSS22	DSS23	DSS24	DSS25	DSS26	DSS27	DSS28	DSS29	DSS210	UNITS	
		D22	D23	D24	D25	D26	D27	D28	D29	D210		
Maximum repetitive peak reverse voltage	V_{RRM}	20	30	40	50	60	70	80	90	100	VOLTS	
Maximum RMS voltage	V_{RMS}	14	21	28	35	42	49	56	63	70	VOLTS	
Maximum DC blocking voltage	V_{DC}	20	30	40	50	60	70	80	90	100	VOLTS	
Maximum average forward rectified current	$I_{(AV)}$	2.0									Amp	
Peak forward surge current 8.3ms single half sine-wave superimposed on rated load (JEDEC Method)	I_{FSM}	40.0									Amps	
Maximum instantaneous forward voltage at 2.0A	V_F	0.55			0.70		0.85			Volts		
Maximum DC reverse current $T_A=25^\circ\text{C}$ at rated DC blocking voltage $T_A=100^\circ\text{C}$	I_R	0.5					5.0				mA	
Typical junction capacitance (NOTE 1)	C_J	220				80					pF	
Operating junction temperature range	T_J	-50 to +125					-50 to +150					°C
Storage temperature range	T_{STG}	-50 to +150										°C

Note: 1. Measured at 1MHz and applied reverse voltage of 4.0V D.C.

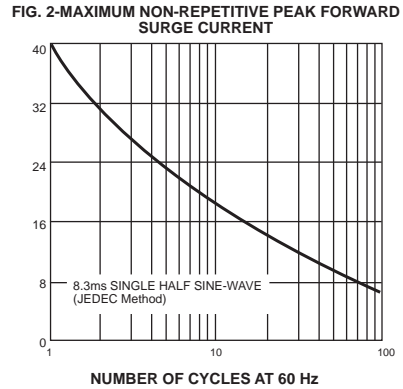
MDD ELECTRONIC

RATINGS AND CHARACTERISTIC CURVES DSS22 THRU DSS210

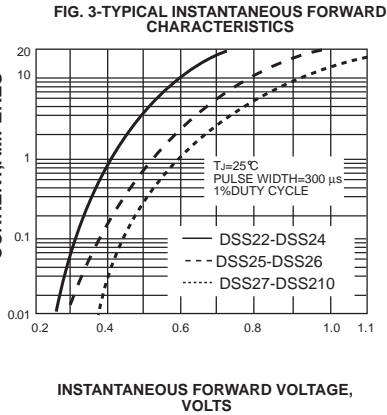
AVERAGE FORWARD RECTIFIED CURRENT, AMPERES



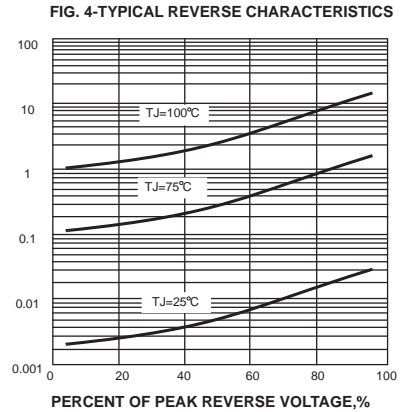
PEAK FORWARD SURGE CURRENT, AMPERES



INSTANTANEOUS FORWARD CURRENT, AMPERES



INSTANTANEOUS REVERSE CURRENT, MILLIAMPERES



JUNCTION CAPACITANCE, pF

