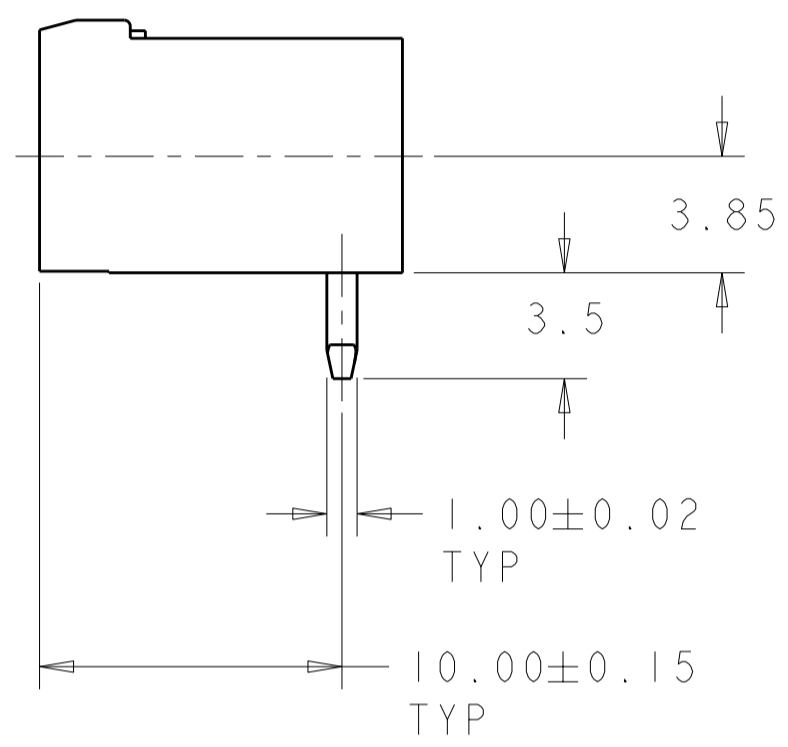
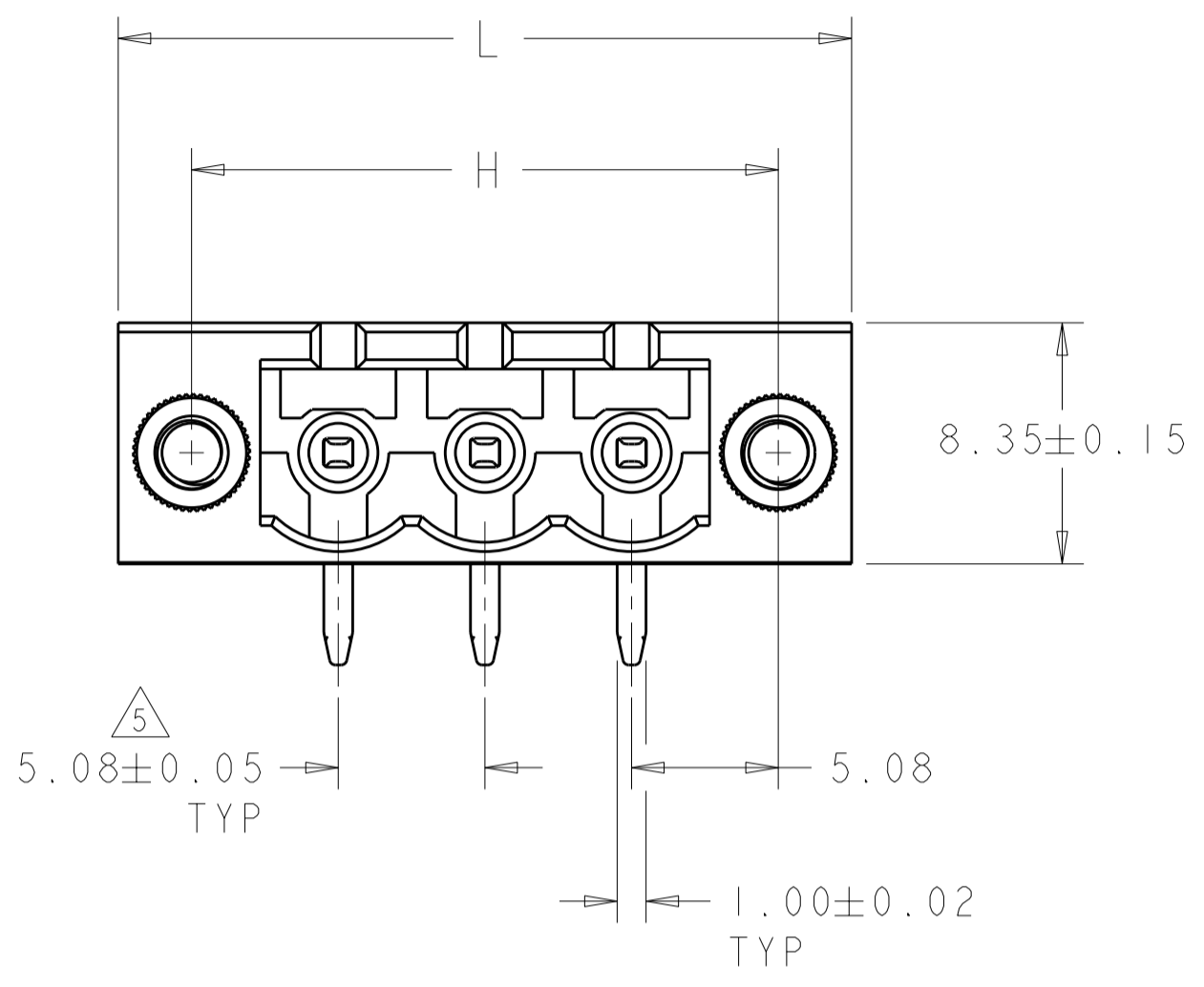
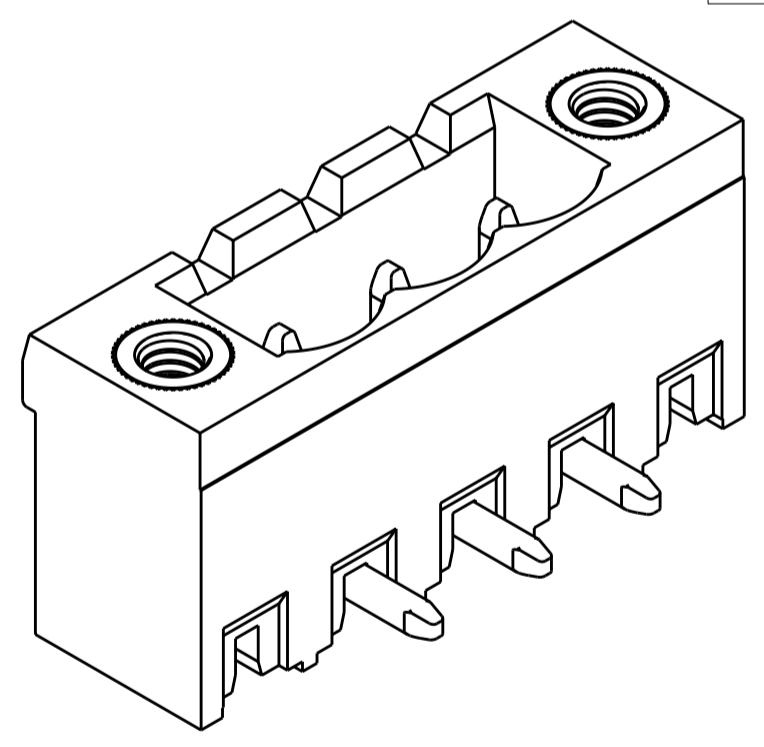
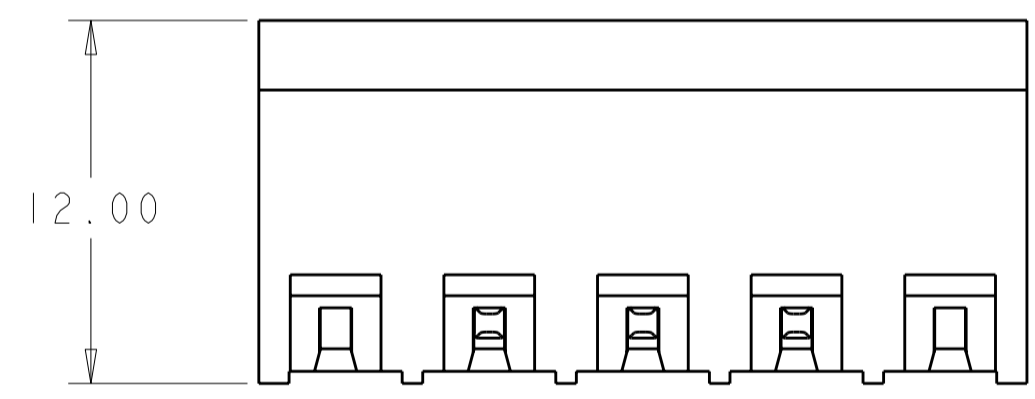


THIS DRAWING IS UNPUBLISHED. RELEASED FOR PUBLICATION 20
 © COPYRIGHT 20 BY TYCO ELECTRONICS CORPORATION. ALL RIGHTS RESERVED.

LOC		DIST		REVISIONS			
P	LTR	DESCRIPTION	DATE	DWN	APVD		
	B2	REVISED PER ECO-10-000086	06JAN2010	HMR	CR		

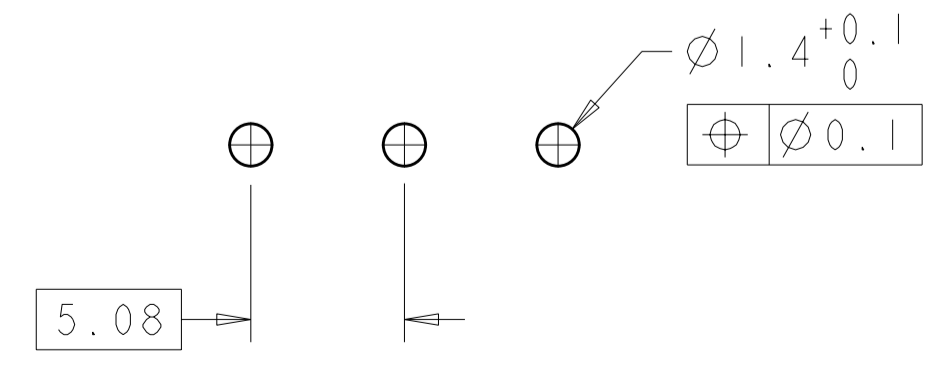


- 1. MATERIALS AND FINISH:
 HOUSING: PA 6-6, UL 94-V0, COLOR: SEE TABLE.
 TERMINAL: PHOSPHOR BRONZE, PLATING: SEE TABLE.
 - 2. SUITABLE FOR 1,6-2, 4mm PC BOARD THICKNESS.
 - 3. RECOGNIZED UNDER THE COMPONENT PROGRAM OF UNDERWRITERS LABORATORIES INC. FILE No. E60677.
 - 4. IMQ CERTIFICATE WITH SURVEILLANCE ON CONFORMITY WITH IEC 998-1/998-2-1.
5. NOT CUMULATIVE TOLERANCE.



796866-3 AS SHOWN

PRELIMINARY	ORANGE	TIN	35.48	30.48	5	2-796866-5
PRELIMINARY	GREEN	0.2µm GOLD	35.48	30.48	5	2-796866-4
	GREEN	TIN	126.92	121.92	23	2-796866-3
	GREEN	TIN	121.84	116.84	22	2-796866-2
	GREEN	TIN	116.76	111.76	21	2-796866-1
	GREEN	TIN	111.68	106.68	20	2-796866-0
	GREEN	TIN	106.60	101.60	19	1-796866-9
	GREEN	TIN	101.52	96.52	18	1-796866-8
	GREEN	TIN	96.44	91.44	17	1-796866-7
	GREEN	TIN	91.36	86.36	16	1-796866-6
	GREEN	TIN	86.28	81.28	15	1-796866-5
	GREEN	TIN	81.20	76.20	14	1-796866-4
	GREEN	TIN	76.12	71.12	13	1-796866-3
	GREEN	TIN	71.04	66.04	12	1-796866-2
	GREEN	TIN	65.96	60.96	11	1-796866-1
	GREEN	TIN	60.88	55.88	10	1-796866-0
	GREEN	TIN	55.80	50.80	9	796866-9
	GREEN	TIN	50.72	45.72	8	796866-8
	GREEN	TIN	45.64	40.64	7	796866-7
	GREEN	TIN	40.56	35.56	6	796866-6
	GREEN	TIN	35.48	30.48	5	796866-5
	GREEN	TIN	30.40	25.40	4	796866-4
	GREEN	TIN	25.32	20.32	3	796866-3
	GREEN	TIN	20.24	15.24	2	796866-2
COLOR	TERMINAL PLATING	L	H	NO. OF POSN	PART NUMBER	



RECOMMENDED PC BOARD LAYOUT

THIS DRAWING IS A CONTROLLED DOCUMENT FOR TYCO ELECTRONICS CORPORATION. IT IS SUBJECT TO CHANGE AND THE CONTROLLING ENGINEERING ORGANIZATION SHOULD BE CONTACTED FOR THE LATEST REVISION.

DWN: S. WELDON 09FEB2001
 CHK: D. BIEVENOUR 09FEB2001
 APVD: D. BIEVENOUR 09FEB2001

Tyco Electronics
 Harrisburg, PA 17105-3608

NAME: TERMINAL BLOCK HEADER ASSEMBLY, 90 DEGREE, WITH FLANGE, 5.08mm PITCH

SIZE: A2 CAGE CODE: 00779 DRAWING NO: 796866 RESTRICTED TO: -

MATERIAL: - TOLERANCES UNLESS OTHERWISE SPECIFIED: 0 PLC ±, 1 PLC ±0.2, 2 PLC ±0.25, 3 PLC ±0.000, 4 PLC ±0.000 ANGLES ±, FINISH: -

WEIGHT: -

CUSTOMER DRAWING SCALE: 4:1 SHEET 1 OF 1 REV: B2