



# 4 Pad Metal Package Quartz Crystal, 4.8 mm x 12.5 mm

# HC49USM4 Series

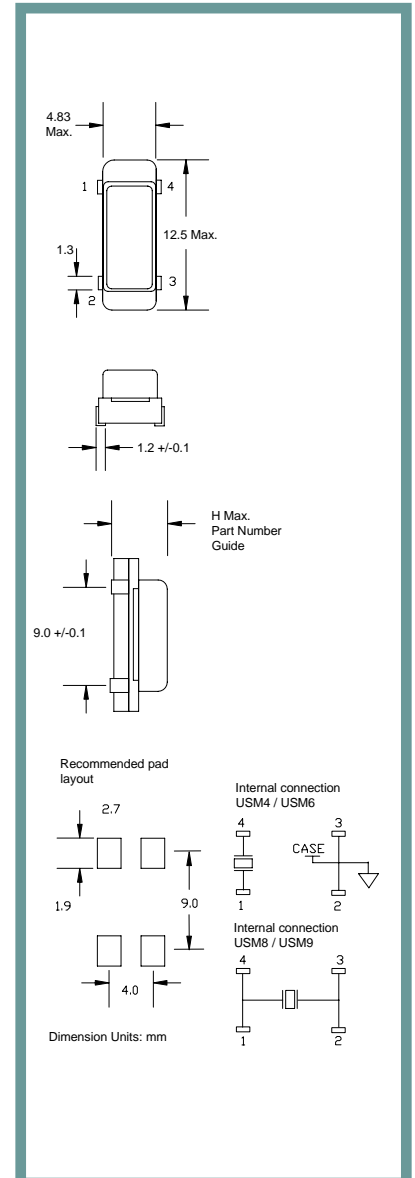
## Product Features:

- SMD Package
- Compatible with Leadfree Processing
- Grounded package for low EMI

## Applications:

- Fibre Channel
- Server & Storage
- Sonet /SDH
- 802.11 / Wifi
- T1/E1, T3/E3
- System Clock

<b>Frequency</b>	3.2 MHz to 100.000 MHz
<b>ESR (Equivalent Series Resistance)</b>	
3.2 MHz – 3.49 MHz	300 Ω Max.
3.5 MHz – 3.99 MHz	200 Ω Max.
4.0 MHz – 4.99 MHz	150 Ω Max.
5.0 MHz – 5.99 MHz	120 Ω Max.
6.0 MHz – 6.99 MHz	100 Ω Max.
7.0 MHz – 8.9 MHz	80 Ω Max.
9.0 MHz – 12.9 MHz	60 Ω Max.
13 MHz – 19.9 MHz	40 Ω Max.
20 MHz – 36 MHz	30 Ω Max.
27 MHz – 100 MHz (3 <sup>rd</sup> O.T.)	100 Ω Max.
<b>Shunt Capacitance (C0)</b>	7 pF Max.
<b>Frequency Tolerance @ 25° C</b>	±30 ppm Standard (see Part Number Guide for more options)
<b>Frequency Stability over Temperature</b>	±50 ppm Standard (see Part Number Guide for more options)
<b>Crystal Cut</b>	AT Cut Standard
<b>Load Capacitance</b>	18 pF Standard (see Part Number Guide for more options)
<b>Drive Level</b>	1 mW Max.
<b>Aging</b>	±5 ppm Max. / Year Standard
<b>Temperature</b>	
<b>Operating</b>	0° C to +70° C Standard (see Part Number Guide for more options)
<b>Storage</b>	-40° C to +85° C Standard



Part Number Guide		Sample Part Number: HC49USM4 - FB1F18 - 20.000					
Package	Tolerance (ppm) at Room Temperature	Stability (ppm) over Operating Temperature	Operating Temperature Range	Mode (overtone)	Load Capacitance (pF)	Frequency	
HC49USM4 - (5.2 mm H)	B = ±50 ppm	B = ±50 ppm	0 = 0°C to +50°C	F = Fundamental	18 pF Standard Or Specify.	- 20.000 MHz	
HC49USM6 - (4.5 mm H)	F = ±30 ppm	F = ±30 ppm	1 = 0°C to +70°C	3 = 3 <sup>rd</sup> overtone			
HC49USM8 - (5.2 mm H)	G = ±25 ppm	G = ±25 ppm	2 = -10°C to +60°C				
HC49USM9 - (4.5 mm H)	H = ±20 ppm	H = ±20 ppm	3 = -20°C to +70°C				
	I = ±15 ppm	I = ±15 ppm**	5 = -40°C to +85°C				
	J = ±10 ppm*	J = ±10 ppm**	9 = -10°C to +50°C				

\* Not available at all frequencies. \*\* Not available for all temperature ranges.

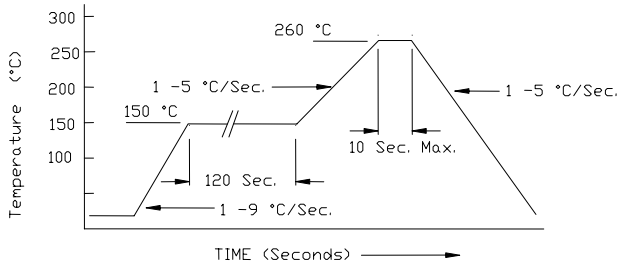


## 4 Pad Metal Package Quartz Crystal, 4.8 mm x 12.5 mm

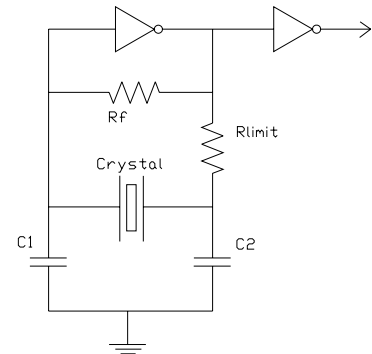
## HC49USM4 Series

### Pb Free Solder Reflow Profile:

### Typical Circuit:



\*Units are backward compatible with 240C reflow processes

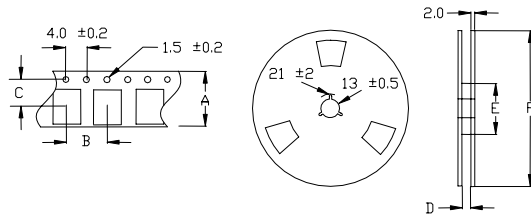


### Package Information:

MSL = N/A

Termination = e1 (Sn / Cu / Ag over Ni over Kovar base metal).

### Tape and Reel Information:



Quantity per Reel	1000
A	24 +/- .3
B	12 +/- .2
C	11.5 +/- .2
D	25 +/- 1.5
E	80 / 100
F	330

### Environmental Specifications

Thermal Shock	MIL-STD-883, Method 1011, Condition A
Moisture Resistance	MIL-STD-883, Method 1004
Mechanical Shock	MIL-STD-883, Method 2002, Condition B
Mechanical Vibration	MIL-STD-883, Method 2007, Condition A
Resistance to Soldering Heat	J-STD-020C, Table 5-2 Pb-free devices (except 2 cycles max)
Hazardous Substance	Pb-Free / RoHS / Green Compliant
Solderability	JESD22-B102-D Method 2 (Preconditioning E)
Terminal Strength	MIL-STD-883, Method 2004, Test Condition D
Gross Leak	MIL-STD-883, Method 1014, Condition C
Fine Leak	MIL-STD-883, Method 1014, Condition A2, R1=2x10 <sup>-8</sup> atm cc/s
Solvent Resistance	MIL-STD-202, Method 215

### Marking

Line 1: ILSI, Frequency, Date Code