






TSW-108-05-L-Q



TSW-116-11-G-S



(2,54 mm) .100"

TSW, HTSW SERIES

# THROUGH-HOLE .025" SQ POST HEADER

**Mates with:**

SSW, SSQ, SSM, ESW, ESQ, BCS, BSW, CES, SLW, IDSD, IDSS, SMSD, SMSS

**SPECIFICATIONS**

For complete specifications see [www.samtec.com?TSW](http://www.samtec.com?TSW)

**TSW**

**Insulator Material:**

Black Glass Filled Polyester

**Terminal Material:**

Phosphor Bronze

**Plating:**

Au or Sn over 50µ" (1,27 µm) Ni

**Operating Temp Range:**

-55°C to +125°C with Gold

-55°C to +105°C with Tin

**Voltage Rating:**

550 VAC mated with SSW;

500 VAC mated with BCS or ESQ;

450 VAC -RA/-RE mated with BCS or SSM

**RoHS Compliant:**

Yes

**Lead-Free Solderable:**

Wave Only



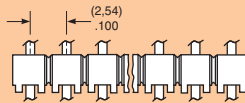
**TYPE STRIP**

**TSW** = Standard Strip

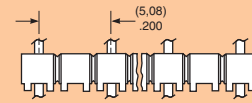
**HTSW** = Hi-Temp Strip

**PIN CENTERS**

**-1** = .100" (2,54 mm) Centers, All Positions Filled



**-2** = .200" (5,08 mm) Centers, Every Other Position Filled

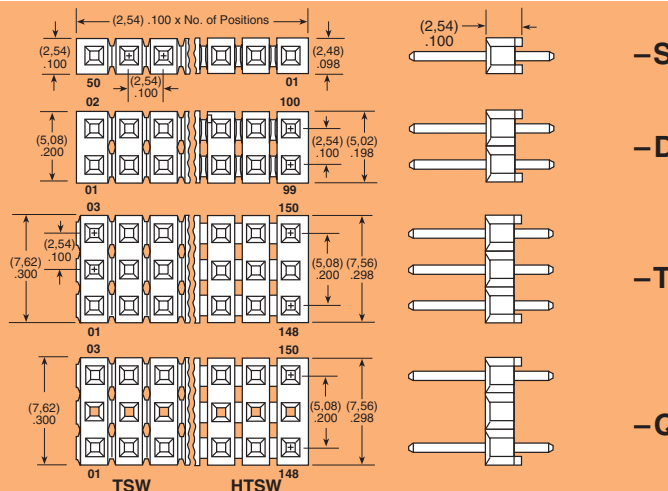


**NO. PINS PER ROW**

| CURRENT RATING (PER CONTACT) |                |      |      |      |      |      |
|------------------------------|----------------|------|------|------|------|------|
| AMBIENT TEMP                 | TSW mated with |      |      |      |      |      |
|                              | ESW            | SSW  | SLW  | SSQ  | SSM  | BCS  |
| 20°C                         | 6.9A           | 6.9A | 7.1A | 7.6A | 6.9A | 5.9A |
| 40°C                         | 6A             | 6.1A | 6.2A | 6.9A | 6A   | 5.2A |
| 60°C                         | 5.3A           | 5.3A | 5.8A | 5.9A | 5.3A | 4.7A |
| 95°C                         | 3.5A           | 3.5A | 3.7A | 3.9A | 3.5A | 3A   |

6 POSITIONS (2x3) POWERED

**Straight Pin Versions**



-S

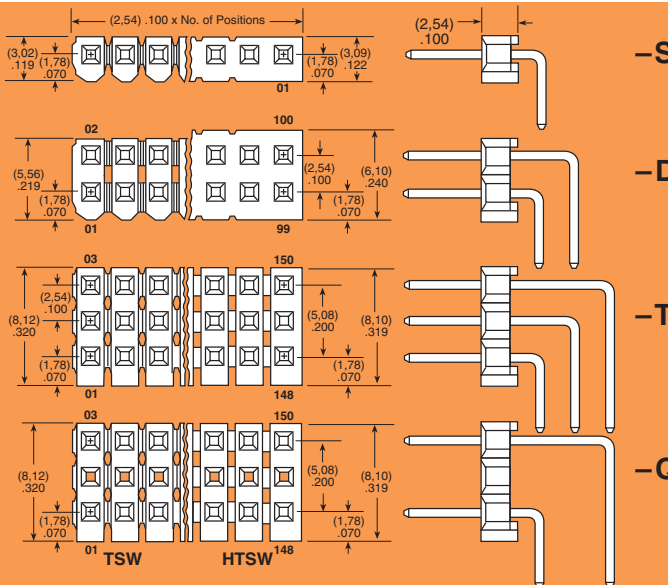
-D

-T

-Q

**01 thru 50**  
= .100" (2,54 mm) Center Version

**Right Angle Versions**



-S

-D

-T

-Q

**02 thru 25**  
= .200" (5,08 mm) Center Version

**SPECIFICATIONS**

For complete specifications see [www.samtec.com?HTSW](http://www.samtec.com?HTSW)

**HTSW**

Same as TSW except:

**Insulator Material:**

Natural Liquid Crystal Polymer

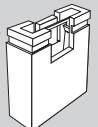
**Terminal Material:**

Phosphor Bronze

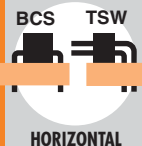


**ALSO AVAILABLE**

Shunts. See SNT Series



**APPLICATIONS**




**HORIZONTAL**

**Note:** Some lengths, styles and options are non-standard, non-returnable.


Due to technical progress, all designs, specifications and components are subject to change without notice.

[WWW.SAMTEC.COM](http://WWW.SAMTEC.COM)


TSW-109-10-F-D-RA



TSW-112-07-G-T



TSW-120-13-L-D



TSW-112-16-T-S-RE

**LEAD STYLE**

**PLATING OPTION**

**ROW OPTION**

**OTHER OPTIONS**

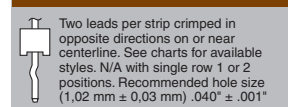
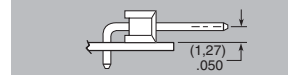
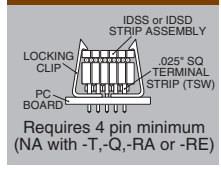
- F**  
= Gold flash on post, Matte Tin on tail
- L**  
= 10µ" (0,25 µm) Gold on post, Matte Tin on tail
- G**  
= 10µ" (0,25 µm) Gold on post, Gold flash on balance
- T**  
= Matte Tin

- S**  
= Single Row
- D**  
= Double Row
- T**  
= Triple Row
- Q**  
= Double Row (5,08 mm) .200" row space

- RA or -RE**  
= Right Angle
- NA**  
= Right Angle (using straight body for coplanar mating with SSW-RA series)
- LL**  
= Locking Lead

- LC**  
= Locking Clip (Styles -08 thru -13 & -22 only)
- LA**  
= -RA Option with -LL Option
- “XXX”**  
= Polarized Position

Note: Other Gold plating options available. Contact Samtec.



**Straight Pin Versions**

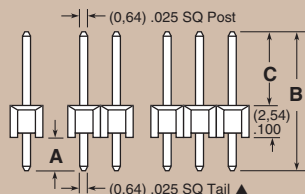
(Specify "LEAD STYLE" from chart)

| STYLE | A               | B                | C               |
|-------|-----------------|------------------|-----------------|
| * -05 | (3,30)<br>.130  | (8,51)<br>.335   | (2,67)<br>.105  |
| * -06 | (2,41)<br>.095  | (7,62)<br>.300   | (2,67)<br>.105  |
| * -07 | (2,54)<br>.100  | (10,92)<br>.430  |                 |
| * -08 | (5,08)<br>.200  | (13,46)<br>.530  |                 |
| -09   | (10,16)<br>.400 | (18,54)<br>.730  |                 |
| -10   | (12,70)<br>.500 | (21,08)<br>.830  | (5,84)<br>.230  |
| -11   | (15,24)<br>.600 | (23,62)<br>.930  |                 |
| -12   | (17,78)<br>.700 | (26,16)<br>1,030 |                 |
| -13   | (22,86)<br>.900 | (31,24)<br>1,230 |                 |
| -14   | (2,79)<br>.110  | (13,46)<br>.530  | (8,13)<br>.320  |
| * -15 |                 | (18,54)<br>.730  | (13,21)<br>.520 |
| * -16 | (7,87)<br>.310  |                  | (8,13)<br>.320  |
| * -17 | (2,79)<br>.110  | (21,08)<br>.830  | (15,74)<br>.620 |

| STYLE | A                | B                | C                |
|-------|------------------|------------------|------------------|
| * -18 |                  | (23,62)<br>.930  | (18,29)<br>.720  |
| * -19 | (2,79)<br>.110   | (26,16)<br>1,030 | (20,83)<br>.820  |
| * -20 |                  | (31,24)<br>1,230 | (25,91)<br>1,020 |
| * -21 |                  | (36,32)<br>1,430 | (30,99)<br>1,220 |
| * -22 | (7,62)<br>.300   | (16,00)<br>.630  | (5,84)<br>.230   |
| * -23 | (2,92)<br>.115   | (11,30)<br>.445  | (6,73)<br>.265   |
| * -24 | (5,33)<br>.210   | (16,00)<br>.630  | (8,13)<br>.320   |
| * -25 | (5,33)<br>.210   | (16,00)<br>.630  | (8,13)<br>.320   |
| ▲ -26 | (3,20)<br>.126   | (11,58)<br>.456  |                  |
| -27   | (25,40)<br>1,000 | (33,78)<br>1,330 | (5,84)<br>.230   |
| -28   | (20,32)<br>.800  | (28,70)<br>1,130 |                  |
| -29   | (23,11)<br>.910  | (33,78)<br>1,330 | (8,13)<br>.320   |
| -30   | (18,03)<br>.710  | (28,70)<br>1,130 |                  |
| + -41 | (0,89)<br>.035   | (9,27)<br>.365   | (5,84)<br>.230   |
| + -42 | (1,27)<br>.050   | (11,94)<br>.470  | (8,13)<br>.320   |

\* Available with -LL (Locking Lead) Option



Specify -07 for best mate with IDXX Series IDC Cable

+ Style -41 & -42 available with HTSW only.

▲ Except: Style -26 (0,46) .018 DIA Tail

**Right Angle Versions**

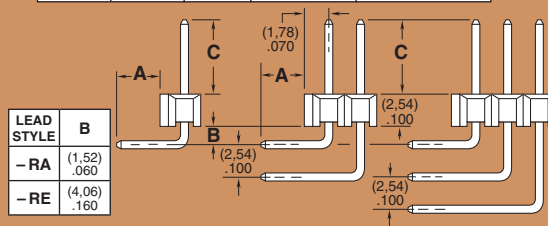
(Specify "LEAD STYLE" from chart and select -RA or -RE from other options)

| -RA LEAD STYLE | SINGLE (-S)     |                | DOUBLE (-D)     | TRIPLE (-T & -Q) | -RE LEAD STYLE | SINGLE (A)      | C              |
|----------------|-----------------|----------------|-----------------|------------------|----------------|-----------------|----------------|
|                | A               | C              | A               | A                |                |                 |                |
| -08            | (2,29)<br>.090  |                | (2,29)<br>.090  | (2,29)<br>.090   | -09            | (4,83)<br>.190  |                |
| -09            | (7,37)<br>.290  |                | (7,37)<br>.290  | (7,37)<br>.290   | -10            | (7,37)<br>.290  |                |
| -10            | (9,91)<br>.390  | (5,84)<br>.230 | (9,91)<br>.390  | (9,91)<br>.390   | -11            | (9,91)<br>.390  | (5,84)<br>.230 |
| -11            | (12,45)<br>.490 |                | (12,45)<br>.490 | (12,45)<br>.490  | -12            | (12,45)<br>.490 |                |
| -12            | (14,99)<br>.590 |                | (14,99)<br>.590 | (14,99)<br>.590  | -13            | (17,53)<br>.690 |                |
| -13            | (20,07)<br>.790 |                | (20,07)<br>.790 | N/A              | -16            | (2,54)<br>.100  | (8,13)<br>.320 |
| * -16          | (5,08)<br>.200  | (8,13)<br>.320 | (5,08)<br>.200  | (5,08)<br>.200   | -21            | (22,61)<br>.890 |                |
| -21            | (25,15)<br>.990 | (5,84)<br>.230 | N/A             | N/A              | -22            | (2,29)<br>.090  | (5,84)<br>.230 |
| * -22          | (4,83)<br>.190  |                | (4,83)<br>.190  | (4,83)<br>.190   | -27            | (20,07)<br>.790 |                |
| * -25          | (2,54)<br>.100  | (8,13)<br>.320 | (2,54)<br>.100  | (2,54)<br>.100   | -28            | (17,53)<br>.690 |                |
| -27            | (22,61)<br>.890 | (5,84)<br>.230 | N/A             | N/A              | -29            | (20,32)<br>.800 |                |
| -28            | (17,53)<br>.690 |                | (17,53)<br>.690 | N/A              | -30            | (15,24)<br>.600 |                |
| -29            | (20,32)<br>.800 | (8,13)<br>.320 | N/A             | N/A              |                |                 |                |
| -30            | (15,24)<br>.600 |                | (15,24)<br>.600 |                  |                |                 |                |

\* Available with -LA (Locking Lead) Option

**ALSO AVAILABLE**

Elevated Right Angle option. Call Samtec.



Due to technical progress, all designs, specifications and components are subject to change without notice.

[WWW.SAMTEC.COM](http://WWW.SAMTEC.COM)