


2mm × 2mm Wiremount Socket

1mm Pitch Cable

1522 Series



- Industry standard compatible
- Mates with 2mm × 2mm grid pin strips
- Low profile
- Preassembled covers
- Available with or without strain relief
- Available with optional centerbump polarity feature

Date Modified: August 4, 1999

TS-0523-08
Sheet 1 of 3

Physical

Insulation

Material: Glass Filled Polyester (PBT)
Flammability: UL 94V-0
Color: Gray

Contact

Material: Copper Alloy
Plating
Underplate & U-Slot: 50-150 μ " [1.27-3.81 μ m] Nickel — QQ-N-290, Class 2
Wiping Area: Gold, MIL-G-45204, Type II, Grade C
Marking: Orientation delta and 3M logo

Wire Accommodation: 28 AWG Stranded

Note: The location and thickness of the contact plating is determined by the part number. Refer to ordering information.

Electrical

Current Rating: 1 A
Insulation Resistance: $> 1 \times 10^9 \Omega$ at 500 Vdc
Withstanding Voltage: 1000 Vrms at Sea Level

Environmental

Temperature Rating: -55°F to +105°F

UL File No.: E68080

3M Interconnect Solutions Division

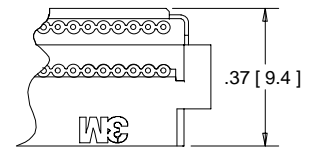
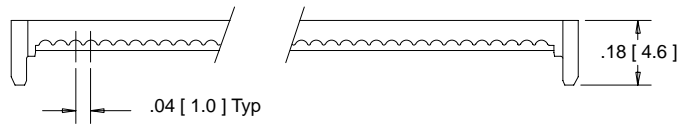
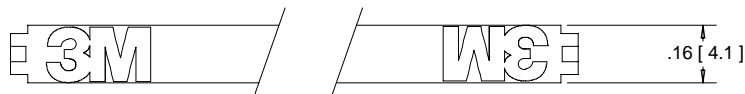
6801 River Place Blvd.
Austin, TX 78726-9000

For technical, sales or ordering information call
800-225-5373

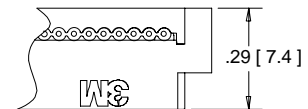
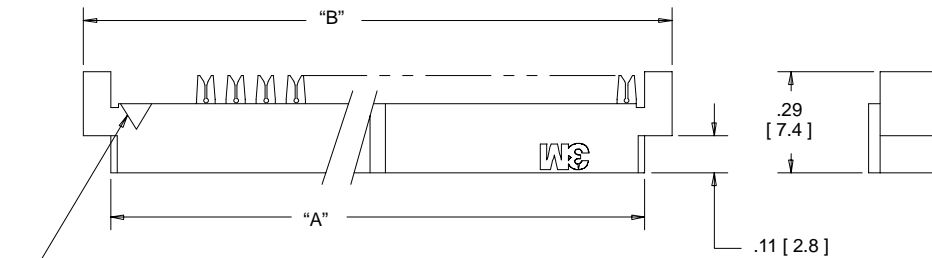
2mm × 2mm Wiremount Socket

1mm Pitch Cable

1522 Series



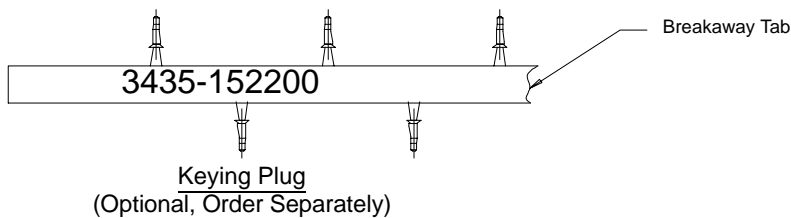
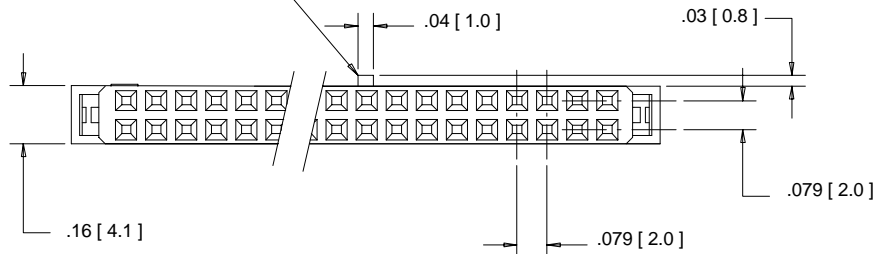
Assembled Height with Strain Relief



Assembled Height without Strain Relief

Delta Indicates Position No. 1

Optional Center Bump Polarity Feature



Inch [mm]			
Tolerance Unless Noted			
	.0	.00	.000
Inch	±.1	±.01	±.005

[] Dimensions for Reference only

Ordering Information

Socket 1522XX-0XXXXX

Contact Quantity (See Table 1)

- 0 = Preassembled Closed Cover, on even row side
- 1 = Preassembled Open Cover
- 2 = Preassembled Closed Cover, on odd row side

- 0 = No Polarization
- 1 = Center Bump

Plating
GB = 30 μ" [0.76 μm] Avg Gold
GG = 15 μ" [0.38 μm] Avg Gold

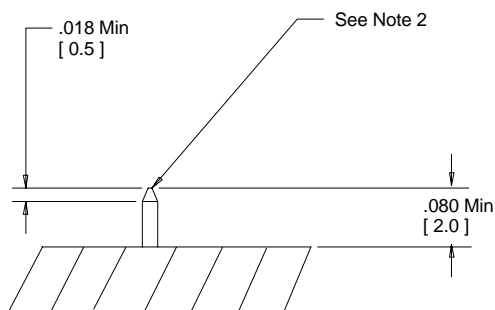
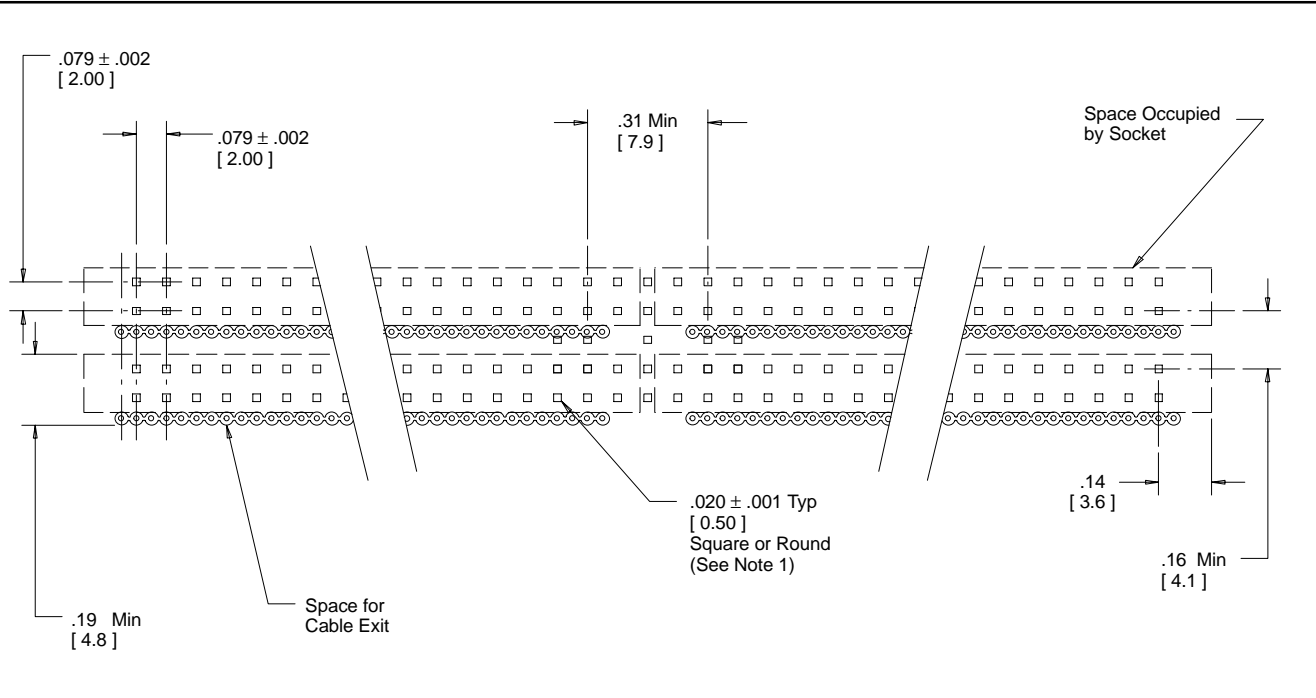
- 0 = No Strain Relief
- 3 = With Strain Relief

Strain Relief 3448-1522XX

Contact Quantity (See Table 1)

2mm × 2mm Wiremount Socket 1mm Pitch Cable

1522 Series



Mating Pin Detail

Contact Quantity	Dimensions	
	A	B
10	.45 [11.4]	.59 [15.0]
12	.53 [13.4]	.67 [17.0]
20	.84 [21.3]	.99 [25.1]
26	1.08 [27.4]	1.22 [31.0]
40	1.63 [41.4]	1.77 [45.0]
44	1.79 [45.5]	1.93 [49.0]
50	2.03 [51.3]	2.17 [55.0]

Inch
[mm]

Tolerance Unless Noted			
	.0	.00	.000
Inch	±.1	±.01	±.005

[] Dimensions for Reference only

Notes:

1. Measured at tip.
2. Tapered pin tip configuration recommended.

TS-0523-08
Sheet 3 of 3

3M Interconnect Solutions Division

6801 River Place Blvd.
Austin, TX 78726-9000

For technical, sales or ordering information call
800-225-5373