


# 3M™ Latch/Eject Header

2 mm x 2 mm Straight & Right Angle, Through-Hole, Straight, Surface Mount

1552 Series



- 14 pin counts ranging from 6 to 50 positions
- Latch/eject mechanism maintains a secure connection
- Roll pins retain latches to body in shipping and high vibration environments
- Ejector helps make removal of assemblies easy
- Latch design helps resist breakage during eject
- High temperature insulators suitable for “lead free” processing and meet JEDEC J-STD-020C
- Robust system solution when used with 3M™ IDC Wiremount Sockets or 3M™ Molded Cable Assemblies
- SMT latch/eject headers are available in tape and reel with vacuum cap for automatic placement. Latch option 2 and 3.
- See Regulatory Information Appendix (RIA) for chemical compliance information

Date Modified: September 16, 2008

TS-2199-F  
Sheet 1 of 4

## Physical

### Insulation:

Material: Glass Filled Polyester (PCT)  
Flammability: UL 94V-0  
Color: Black

### Contact:

Material: Copper Alloy

### Plating:

Underplating: 50  $\mu$ " [ 1.27  $\mu$ m ] Nickel  
Wiping Area: See Ordering Information  
Solder Tails: 200  $\mu$ " [ 5.0  $\mu$ m ] Matte Tin

## Electrical

**Current Rating:** 1A  
**Insulation Resistance:**  $> 1 \times 10^9 \Omega$  at 500 V<sub>DC</sub>  
**Withstanding Voltage:** 1,000 V<sub>RMS</sub> at Sea Level

## Environmental

**Temperature Rating:** -55°C to +105°C  
**Process Rating:** Maximum 260°C (per J-STD-020C)  
**Moisture Sensitivity Level:** 1 (per J-STD-020C)

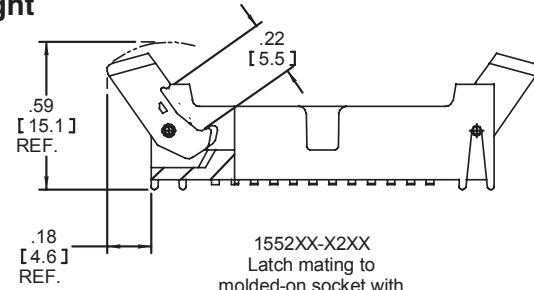


# 3M™ Latch/Eject Header

2 mm x 2 mm Straight & Right Angle, Through-Hole, Straight, Surface Mount

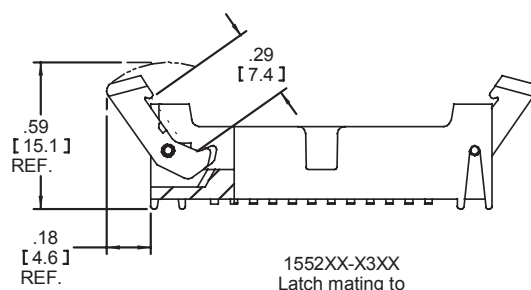
1552 Series

## Straight



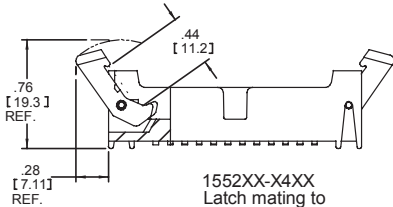
1552XX-X2XX  
Latch mating to  
molded-on socket with  
latching ear

See Chart 1 for latch availability.



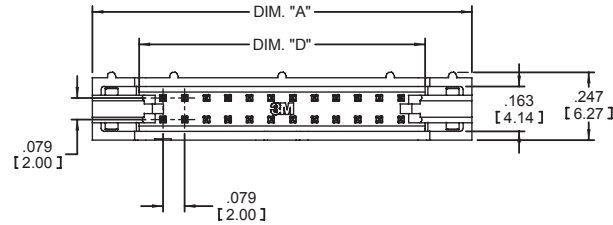
1552XX-X3XX  
Latch mating to  
press-on socket

See Chart 1 for latch availability.

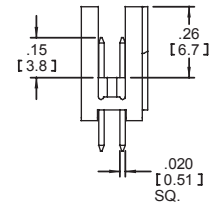
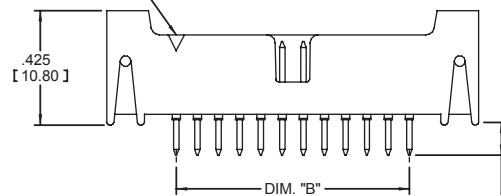


1552XX-X4XX  
Latch mating to  
SCI Carrier

See Chart 1 for latch availability.



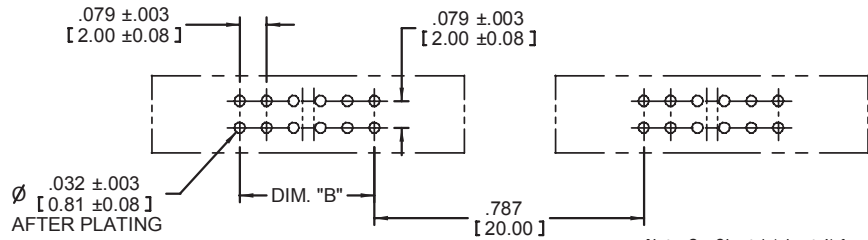
POSITION #1  
ORIENTATION  
TRIANGLE



Tolerance Unless Noted			
Inch	.0	.00	.000
Inch	±.1	±.01	±.005

[ ] Dimensions for Reference Only

## PC Board Footprint



Note: See Chart 1 (sheet 4) for dimensions A, B, D

## Ordering Information

### 1552XX-6X0X-XX

Contact Quantity  
(See Table)

Latching:  
2 = Latch, molded on skt with latching ear  
3 = Latch, press on skt  
4 = Latch, 2 mm SCI Carrier Only  
Note: See Chart 1 (sheet 4) for latching availability

Solder Tail Length:  
Dimension "E"  
2 = .112" [2.84]  
3 = .155" [3.94]

Plating Options:  
RB = 30 μ" [0.76 μm] Gold  
RA = 10 μ" [0.25 μm] Gold  
(RIA E1 & C1 apply) (both platings)

TS-2199-F  
Sheet 2 of 4



Electronic Solutions Division  
Interconnect Solutions  
<http://www.3M.com/interconnects/>

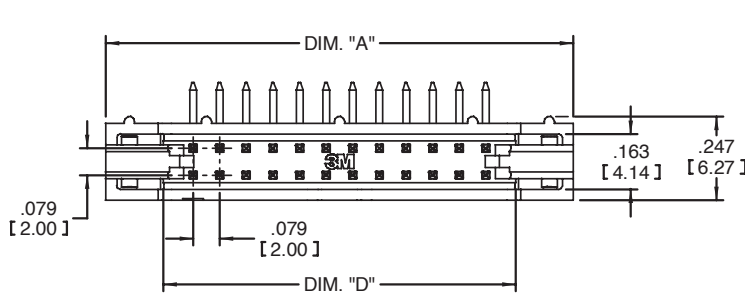
3M is a trademark of 3M Company.  
For technical, sales or ordering information call  
**800-225-5373**

# 3M™ Latch/Eject Header

2 mm x 2 mm Straight & Right Angle, Through-Hole, Straight, Surface Mount

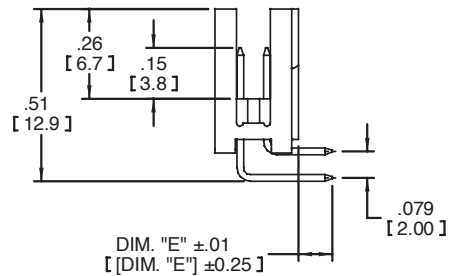
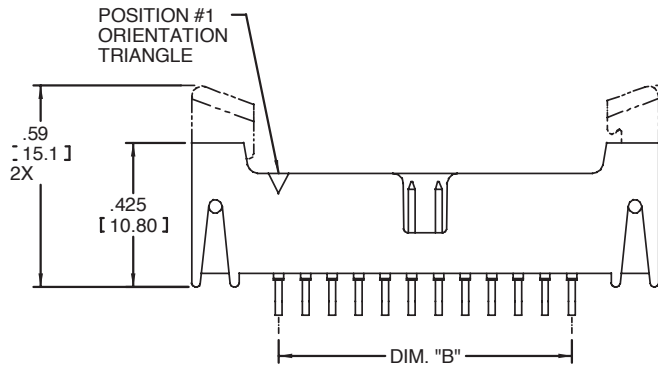
1552 Series

## Right Angle

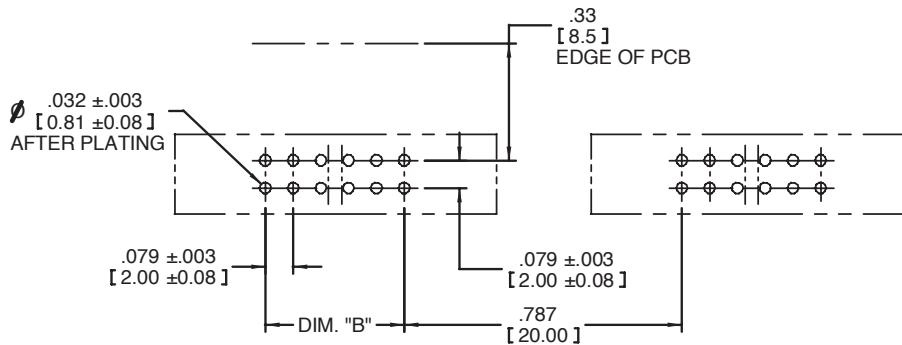


Inch [mm]			
Tolerance Unless Noted			
	.0	.00	.000
Inch	±.1	±.01	±.005

[ ] Dimensions for Reference Only



## PC Board Footprint



### Notes:

1. See straight drawings (sheet 2) for latch dimensions.
2. See Chart 1 (sheet 4) for dimensions A, B, and D.

## Ordering Information

### 1552XX-5X0X-XX

Contact Quantity  
(See Table)

Latching:  
2 = Latch, molded on skt with latching ear  
3 = Latch, press on skt  
Note: See Chart 1 (sheet 4) for latching availability

Solder Tail Length:  
Dimension "E"  
2 = .112" [2.84]  
3 = .155" [3.94]

Plating Options:  
RB = 30 μ" [0.76 μm] Gold  
RA = 10 μ" [0.25 μm] Gold  
(RIA E1 & C1 apply) (both platings)

TS-2199-F  
Sheet 3 of 4

3M

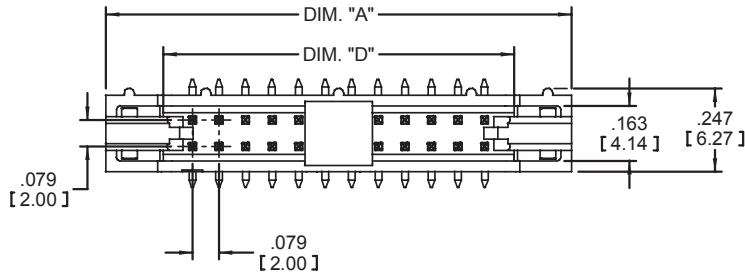
Electronic Solutions Division  
Interconnect Solutions  
<http://www.3M.com/interconnects/>

3M is a trademark of 3M Company.  
For technical, sales or ordering information call  
**800-225-5373**

# 3M™ Latch/Eject Header

2 mm x 2 mm Straight & Right Angle, Through-Hole, Straight, Surface Mount

1552 Series



## Surface Mount Vertical

Tolerance Unless Noted			
Inch	.0	.00	.000
Inch	±.1	±.01	±.005

[ ] Dimensions for Reference Only

POSITION #1  
ORIENTATION  
TRIANGLE

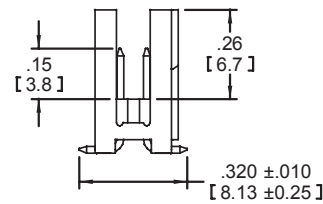
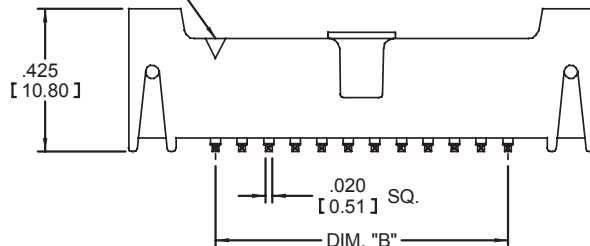
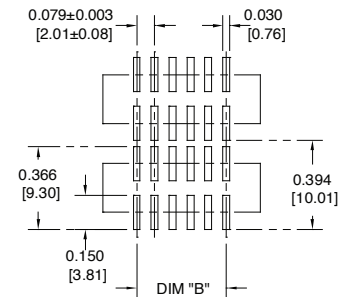


Chart 1

Contact Quantity	Dim. "A"	Dim "B"	Dim "D"	Latch Availability	Tape Width	Order Code
6	.673 [17.09]	.157 [4.00]	.333 [8.45]	2,4	44 mm	WD
8	.752 [19.10]	.236 [6.00]	.411 [10.44]	2,4	44 mm	WD
10	.831 [21.10]	.315 [8.00]	.490 [12.45]	2,3,4	44 mm	WD
12	.910 [23.10]	.394 [10.00]	.569 [14.45]	3,4	44 mm	WD
16	1.067 [27.10]	.551 [14.00]	.726 [18.44]	2,4	56 mm	WE
20	1.224 [31.09]	.709 [18.00]	.884 [22.45]	2,3,4	56 mm	WE
22	1.303 [33.10]	.787 [20.00]	.963 [24.46]	2,4	56 mm	WE
24	1.382 [35.10]	.866 [22.00]	1.041 [26.44]	2,4	56 mm	WE
26	1.461 [37.10]	.945 [24.00]	1.120 [28.45]	2,3,4	72 mm	WF
30	1.618 [41.10]	1.102 [28.00]	1.278 [32.46]	2,4	72 mm	WF
34	1.774 [45.09]	1.260 [32.00]	1.435 [36.46]	2,4	72 mm	WF
40	2.012 [51.10]	1.496 [38.00]	1.671 [42.44]	2,3,4	72 mm	WF
44	2.169 [55.09]	1.654 [42.00]	1.829 [46.46]	2,3,4	88 mm	WG
50	2.405 [61.09]	1.890 [48.00]	2.065 [54.45]	2,3,4	88 mm	WG

## PC Board Footprint



Note:

1. See straight drawings (pg 2) for latch dimensions.
2. Tape & reel parts always supplied with pick 'n place surface
3. Tray parts supplied without pick 'n place

- Notes: 1. See straight drawings (sheet 2) for latch dimensions.  
 2. See Chart 1 for applicability.  
 3. Tape and Reel parts include tape vacuum pick-up cap  
 4. Tape and reel not available with SCI latch.

## Ordering Information

### 1552XX-2X00-XX-XX

Contact Quantity  
(See Table)

Latching:  
 2 = Latch, molded on skt with latching ear  
 3 = Latch, press on skt  
 4 = Latch, 2 mm SCI carrier only

Packaging:  
 WX = Tape & reel (see table)  
 Blank = Trays

Plating Options:  
 RB = 30 μ" [ 0.76 μm ] Gold  
 RA = 10 μ" [ 0.25 μm ] Gold  
 (RIA E1 & C1 apply) (both platings)

TS-2199-F  
 Sheet 4 of 4

# Regulatory Information Appendix

## 3M Electronic Solutions Division/Interconnect

### EUROPE

#### Appendix E1: European Union RoHS

Directive 2002/95/EC, Restriction of the Use of Certain Hazardous Substances in Electrical & Electronic Equipment, as amended by EU Commission Decision 2005/618/EC.

**This product is RoHS Compliant 2005/95/EC.**

“RoHS Compliant 2005/95/EC” means that the product or part (“Product”) does not contain any of the substances in excess of the maximum concentration values in EU Directive 2002/95/EC, as amended by Commission Decision 2005/618/EC, unless the substance is in an application that is exempt under EU RoHS. Unless otherwise stated by 3M in writing, this information represents 3M’s best knowledge and belief based upon information provided by third party suppliers to 3M.

In the event any product is proven not to conform with 3M’s Regulatory Information Appendix, then 3M’s entire liability and Buyer’s exclusive remedy will be in accordance with the Warranty stated below.

#### Appendix E2: European Union RoHS

Directive 2002/95/EC, Restriction of the Use of Certain Hazardous Substances in Electrical & Electronic Equipment, as amended by EU Commission Decision 2005/618/EC.

**This product contains lead in the compliant pin area in excess of the maximum concentration value allowed but is compliant by exemption under EU Commission Decision 2005/747/EC.**

“RoHS Compliant 2005/95/EC” means that the product or part (“Product”) does not contain any of the substances in excess of the maximum concentration values in EU Directive 2002/95/EC, as amended by Commission Decision 2005/618/EC, unless the substance is in an application that is exempt under EU RoHS. Unless otherwise stated by 3M in writing, this information represents 3M’s best knowledge and belief based upon information provided by third party suppliers to 3M.

In the event any product is proven not to conform with 3M’s Regulatory Information Appendix, then 3M’s entire liability and Buyer’s exclusive remedy will be in accordance with the Warranty stated below.

#### Appendix E3: European Union RoHS

Directive 2002/95/EC, Restriction of the Use of Certain Hazardous Substances in Electrical & Electronic Equipment as amended by Commission Decision 2005/618/EC.

**This product contains lead in the solder tail area in excess of the maximum concentration value allowed.**

Unless otherwise stated by 3M in writing, this information represents 3M’s best knowledge and belief based upon information provided by third party suppliers to 3M.

In the event any product is proven not to conform with 3M’s Regulatory Information Appendix, then 3M’s entire liability and Buyer’s exclusive remedy will be in accordance with the Warranty stated below.

#### Appendix E4: European Union RoHS

Directive 2002/95/EC, Restriction of the Use of Certain Hazardous Substances in Electrical & Electronic Equipment, as amended by EU Commission Decision 2005/618/EC, as amended by EU Commission Decision 2005/717/EC, as amended by EU Court of Justice Decision 2008/C 116/04

**This product contains decaBDE in the insulating material in excess of the maximum concentration allowed for finished products subject to EU RoHS that are placed on the EU market after June 30, 2008.**

Unless otherwise stated by 3M in writing, this information represents 3M’s best knowledge and belief based upon information provided by third party suppliers to 3M.

In the event any product is proven not to conform with 3M’s Regulatory Information Appendix, then 3M’s entire liability and Buyer’s exclusive remedy will be in accordance with the Warranty stated below.

## Appendix E5: European Union RoHS

Directive 2002/95/EC, Restriction of the Use of Certain Hazardous Substances in Electrical and Electronic Equipment, as amended by EU Commission Decision 2005/618/EC.

**This product contains lead in excess of the maximum concentration value allowed but is compliant by exemption under Item 6 of the Annex to the Directive.**

“RoHS Compliant 2005/95/EC” means that the product or part (“Product”) does not contain any of the substances in excess of the maximum concentration values in EU Directive 2002/95/EC, as amended by Commission Decision 2005/618/EC, unless the substance is in an application that is exempt under EU RoHS. Unless otherwise stated by 3M in writing, this information represents 3M’s best knowledge and belief based upon information provided by third party suppliers to 3M.

In the event any product is proven not to conform with 3M’s Regulatory Information Appendix, then 3M’s entire liability and Buyer’s exclusive remedy will be in accordance with the Warranty stated below.

## CHINA

### Appendix C1: China RoHS



Electronic Industry Standard of the People’s Republic of China, SJ/T11363-2006, Requirements for Concentration Limits for Certain Hazardous Substances in Electronic Information Products.

This symbol, per Marking for the Control of Pollution Caused by Electronic Information Products, SJ/T11364-2006, means that the product or part **does not** contain any of the following substances in excess of the following maximum concentration values in any homogeneous material: (a) 0.1% (by weight) for lead, mercury, hexavalent chromium, polybrominated biphenyls or polybrominated diphenyl ethers (excluding decaBDE); or (b) 0.01% (by weight) for cadmium. Unless otherwise stated by 3M in writing, this information represents 3M’s best knowledge and belief based upon information provided by third party suppliers to 3M.

In the event any product is proven not to conform with 3M’s Regulatory Information Appendix, then 3M’s entire liability and Buyer’s exclusive remedy will be in accordance with the Warranty stated below.

### Appendix C2: China RoHS



Electronic Industry Standard of the People’s Republic of China, SJ/T11363-2006, Requirements for Concentration Limits for Certain Hazardous Substances in Electronic Information Products.

This symbol, per Marking for the Control of Pollution Caused by Electronic Information Products, SJ/T11364-2006, means that the product or part **does** contain a substance, as detailed in the chart below, in excess of the following maximum concentration values in any homogeneous material: (a) 0.1% (by weight) for lead, mercury, hexavalent chromium, polybrominated biphenyls or polybrominated diphenyl ethers (excluding decaBDE); or (b) 0.01% (by weight) for cadmium. Unless otherwise stated by 3M in writing, this information represents 3M’s best knowledge and belief based upon information provided by third party suppliers to 3M.

The numerical reference in the symbol above should not be construed as a representation regarding the product’s life or an extension of a product warranty. The product warranty is stated below. In the event any product is proven not to conform with 3M’s Regulatory Information Appendix, then 3M’s entire liability and Buyer’s exclusive remedy will be in accordance with the product Warranty stated below.

产品中有毒有害物质或元素的名称及含量 Name and Content of Hazardous Substances or Elements

部件名称 (Part or Component Name)	有毒有害物质或元素 (Hazardous Substances or Elements)					
	铅 (Pb)	汞 (Hg)	镉 (Cd)	六价铬 (Cr(VI))	多溴联苯 (PBB)	多溴二苯醚 (PBDE)
端子镀层 (contact plating)	×	○	○	○	○	○
○: 表示该有毒有害物质在该部件所有均质材料中的含量均在SJ/T11363-2006 标准规定的限量要求以下。(Indicates that this hazardous substance contained in all of the homogeneous materials for this part is below the limit requirement in SJ/T11363-2006.) ×: 表示该有毒有害物质至少在该部件的某一均质材料中的含量超出SJ/T11363-2006 标准规定的限量要求。(Indicates that this hazardous substance contained in at least one of the homogeneous materials used for this part is above the limit requirement in SJ/T11363-2006.)						

# Appendix C3: China RoHS

Electronic Industry Standard of the People's Republic of China, SJ/T11363-2006, Requirements for Concentration Limits for Certain Hazardous Substances in Electronic Information Products.

This symbol, per Marking for the Control of Pollution Caused by Electronic Information Products, SJ/T11364-2006, means that the product or part **does** contain a substance, as detailed in the chart below, in excess of the following maximum concentration values in any homogeneous material: (a) 0.1% (by weight) for lead, mercury, hexavalent chromium, polybrominated biphenyls or polybrominated diphenyl ethers (excluding decaBDE); or (b) 0.01% (by weight) for cadmium. Unless otherwise stated by 3M in writing, this information represents 3M's best knowledge and belief based upon information provided by third party suppliers to 3M.

The numerical reference in the symbol above should not be construed as a representation regarding the product's life or an extension of a product warranty. The product warranty is stated below. In the event any product is proven not to conform with 3M's Regulatory Information Appendix, then 3M's entire liability and Buyer's exclusive remedy will be in accordance with the product Warranty stated below.

产品中有毒有害物质或元素的名称及含量 Name and Content of Hazardous Substances or Elements

部件名称 (Part or Component Name)	有毒有害物质或元素 (Hazardous Substances or Elements)					
	铅(Pb)	汞(Hg)	镉(Cd)	六价铬(Cr(VI))	多溴联苯(PBB)	多溴二苯醚(PBDE)
合金(Metal alloy)	×	○	○	○	○	○

○: 表示该有毒有害物质在该部件所有均质材料中的含量均在SJ/T11363-2006 标准规定的限量要求以下。(Indicates that this hazardous substance contained in all of the homogeneous materials for this part is below the limit requirement in SJ/T11363-2006.)  
 ×: 表示该有毒有害物质至少在该部件的某一均质材料中的含量超出SJ/T11363-2006 标准规定的限量要求。(Indicates that this hazardous substance contained in at least one of the homogeneous materials used for this part is above the limit requirement in SJ/T11363-2006.)

### Important Notice

All statements, technical information, and recommendations related to 3M's products are based on information believed to be reliable, but the accuracy or completeness is not guaranteed. Before using this product, you must evaluate it and determine if it is suitable for your intended application. You assume all risks and liability associated with such use. Any statements related to the product which are not contained in 3M's current publications, or any contrary statements contained on your purchase order shall have no force or effect unless expressly agreed upon, in writing, by an authorized officer of 3M.

### Warranty; Limited Remedy; Limited Liability.

This product will be free from defects in material and manufacture for a period of 90 days from the time of purchase. **3M MAKES NO OTHER WARRANTIES INCLUDING, BUT NOT LIMITED TO, ANY IMPLIED WARRANTY OF MERCHANTABILITY OR FITNESS FOR A PARTICULAR PURPOSE.** If this product is defective within the warranty period stated above, your exclusive remedy shall be, at 3M's option, to replace or repair the 3M product or refund the purchase price of the 3M product. **Except where prohibited by law, 3M will not be liable for any indirect, special, incidental or consequential loss or damage arising from this 3M product, regardless of the legal theory asserted.**



### 3M Electronics Solutions Division

6801 River Place Blvd.  
 Austin, TX 78726-9000  
 U.S.A.  
 1-800-225-5373  
[www.3m.com/interconnects](http://www.3m.com/interconnects)

Please recycle. Printed in USA.  
 © 3M 2008. All rights reserved.  
 RIA-2217A-E

3M is a trademark of 3M Company.