

PLEASE CHECK WWW.MOLEX.COM FOR LATEST PART INFORMATION

Part Number: [0015912040](#)
Status: **Active**
Description: 2.54mm (.100") Pitch C-Grid® Header, Surface Mount, Dual Row, Vertical, 4 Circuits, Tin (Sn) Plating, without PCB Locator Pegs

Documents:

3D Model	Product Specification PS-71308 (PDF)
Packaging Specification (PDF)	RoHS Certificate of Compliance (PDF)
Drawing (PDF)	

Agency Certification

CSA	LR19980
UL	E29179

General

Product Family	PCB Headers
Series	71308
Application	Board-to-Board, Wire-to-Board
Product Name	C-Grid®

Physical

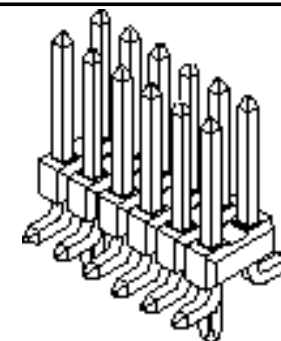
Breakaway	Yes
Circuits (Loaded)	4
Circuits (maximum)	4
Color - Resin	Black
Durability (mating cycles max)	25
Flammability	94V-0
Glow-Wire Compliant	No
Lock to Mating Part	None
Material - Metal	Phosphor Bronze
Material - Plating Mating	Tin
Material - Plating Termination	Tin
Material - Resin	High Temperature Thermoplastic
Number of Rows	2
Orientation	Vertical
PCB Locator	No
PCB Retention	None
Packaging Type	Bag
Pitch - Mating Interface (in)	0.100 In
Pitch - Mating Interface (mm)	2.54 mm
Plating min: Mating (µin)	152.4
Plating min: Mating (µm)	3.81
Plating min: Termination (µin)	152.4
Plating min: Termination (µm)	3.81
Polarized to Mating Part	No
Polarized to PCB	No
Shrouded	No
Stackable	Yes
Temperature Range - Operating	-40°C to +105°C
Termination Interface: Style	Surface Mount

Electrical

Current - Maximum per Contact	3A
Voltage - Maximum	250V

Solder Process Data

Lead-free Process Capability	Reflow Capable (SMT only)
------------------------------	---------------------------



*Series
image - Reference only*

EU RoHS

**ELV and RoHS
Compliant**
REACH SVHC
 Not Reviewed
**Halogen-Free
Status**
Not Reviewed

China RoHS



**Need more information on product
environmental compliance?**

Email productcompliance@molex.com
 For a multiple part number RoHS Certificate of
 Compliance, [click here](#)

Please visit the [Contact Us](#) section for any
 non-product compliance questions.

Search Parts in this Series
[71308Series](#)

Process Temperature max. C

260

Material Info

Old Part Number

A713080004N

Reference - Drawing Numbers

Product Specification

PS-71308, RPS-71308-001

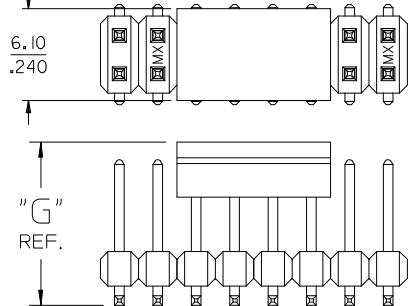
Sales Drawing

SD-71308-001

This document was generated on 03/30/2010

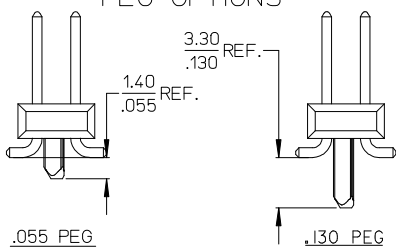
PLEASE CHECK WWW.MOLEX.COM FOR LATEST PART INFORMATION

OPTIONAL
PICK AND PLACE CAP
SEE NOTES 4 & 9.

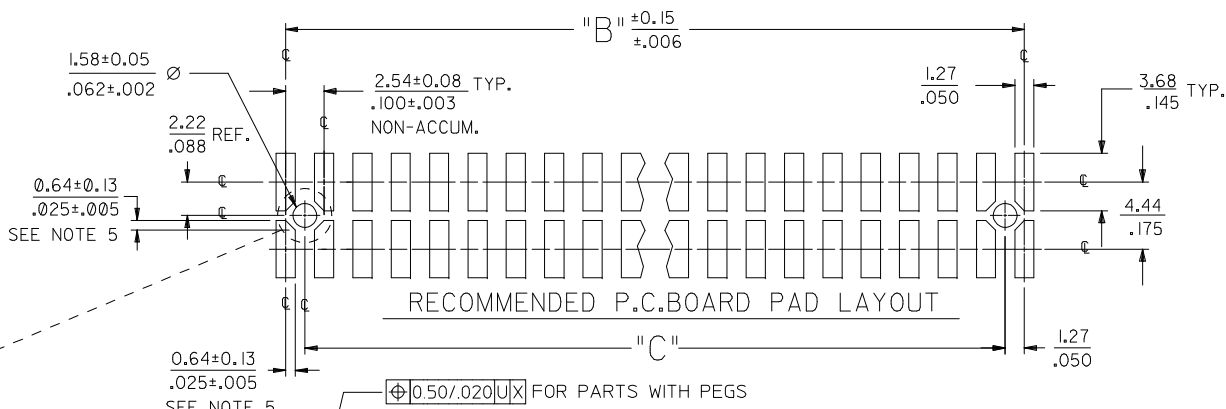


DIM. "M"	DIM. "G"
6.10 .240	10.67 .420
8.13 .320	12.70 .500

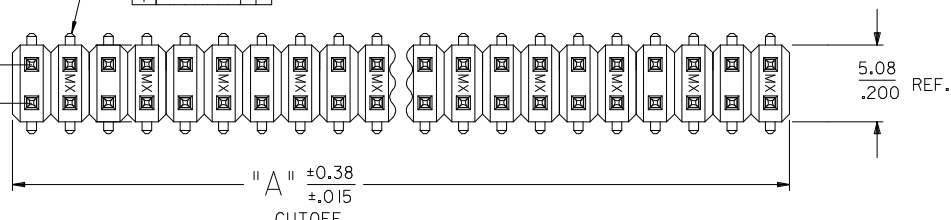
PEG OPTIONS



P.C. BOARD PAD LAYOUT
AT ENDS FOR NO PEG VERSION.

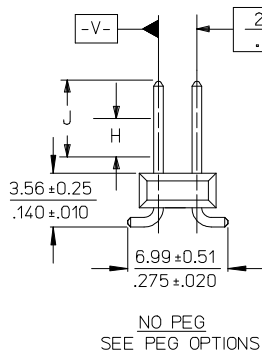


ROW "A"
ROW "B"

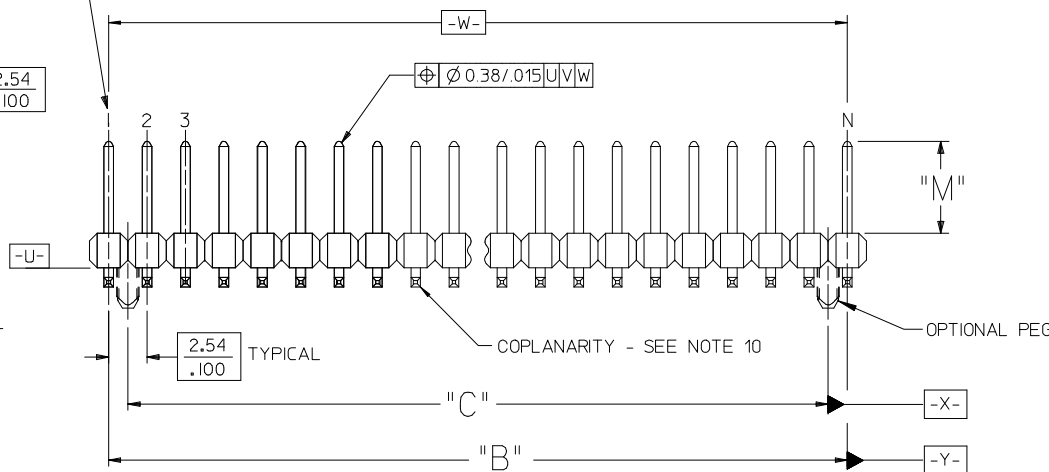


NOTES:

- MATERIALS: INSULATOR: GLASS FILLED LIQUID CRYSTAL POLYMER (LCP), UL94 V-0, COLOR: BLACK
TERMINAL: COPPER ALLOY
- FINISH:
59 TIN - 0.00150/0.00059 MINIMUM BRIGHT TIN OVER NICKEL OVERALL.
150 TIN - 0.00381/0.00150 MINIMUM BRIGHT TIN OVER NICKEL OVERALL.
15 GOLD - 0.00038/0.00015 MINIMUM GOLD IN SELECT AREA OVER 0.00191/0.00075 MINIMUM TIN IN SELECT AREA OVER NICKEL OVERALL.
30 GOLD - 0.00076/0.00030 MINIMUM GOLD IN SELECT AREA OVER 0.00191/0.00075 MINIMUM TIN IN SELECT AREA OVER NICKEL OVERALL.
50 GOLD - 0.00127/0.00050 MINIMUM GOLD IN SELECT AREA OVER 0.00254/0.00100 MINIMUM TIN IN SELECT AREA OVER NICKEL OVERALL.
* THE PRIMARY SHIPPING CARTON WILL BE LABELED "COMPLIANT TO RoHS DIRECTIVE 2002/95/EC AND ELV ANNEX II OF DIRECTIVE 2000/53/EC". CARTONS WITHOUT THIS LABEL MAY CONTAIN PRODUCT WITH LEAD.
- PART TO CONFORM TO PS-71308.
- PACKAGING (SEE CHARTS):
BULK: PER PK-70873-0353
TUBES: PER PK-70873-0041.
71308-82** IN TUBES: PER PK-70873-042.
TUBES W/ VAC CAPS: PER PK-70873-0691
TAPE AND REEL W/ VAC CAPS: PER PK-70873-0805.
SEE SHEET 3 FOR TAPE & REEL PRODUCT WITH SHALLOW POCKET REQUIREMENTS.



USED TO LOCATE VOIDED CIRCUITS



- TYP. DIMENSIONS FOR LANDS SURROUNDING HOLES FOR RETENTION PEGS.
- PIN SOLERABILITY PER MOLEX SPEC. ES-152.
- SEE SHEETS 2-5 FOR CHARTED DIMS., PART/EDP NO'S, AND VOIDED CIRCUITS.
- PIN PUSHOUT FORCE: 3 LBS. MINIMUM.
- PICK-N-PLACE CAPS WILL BE PLACED SO THAT VACUUM PICK UP AREA WILL BE IN CENTER OF PART.
- COPLANARITY FOR CIRCUIT SIZES UP TO 40 IS 0.15 MM/0.006 INCH. FOR CIRCUIT SIZES 42 AND LARGER, CONTACT MOLEX SALES DEPARTMENT.
- THIS PART CONFORMS TO CLASS B REQUIREMENTS OF COSMETIC SPECIFICATION PS-45499-002.

REV	DESCRIPTION	QUALITY SYMBOLS	GENERAL TOLERANCES (UNLESS SPECIFIED)		DIMENSION STYLE	SCALE	DESIGN UNITS	THIRD ANGLE PROJECTION	
			mm	INCH					
K3	12CKT TAPE & REEL EC NO: UCP2009-2465 DRWN:KIPPER 2009/08/04 CHKD:SSOUSEK 2009/08/07 APPR:FSMITH 2009/08/10	▽=0 ▽=0	4 PLACES ± --- ± ---	3 PLACES ± --- ± .005	MM/IN	INCH	INCH	SALES ASSY INSULATOR DUAL ROW SMT W/BREAK-OFF .025SQ PIN GULLWING .100	
			2 PLACES ± 0.13 ± .010	1 PLACE ± 0.25 ± ---				MOLEX MOLEX INCORPORATED	
			ANGULAR ± 1/2°					SD-71308-001	
			DRAFT WHERE APPLICABLE MUST REMAIN WITHIN DIMENSIONS		SEE TABLES			SHEET NO. 1 OF 6	
			THIS DRAWING CONTAINS INFORMATION THAT IS PROPRIETARY TO MOLEX INCORPORATED AND SHOULD NOT BE USED WITHOUT WRITTEN PERMISSION						

IN TAPE AND REEL WITH SHALLOW POCKET TAPE										BULK / IN TUBES		
PACKAGING SEE NOTE 4, SHT 1		4-8 CKT	TAPE-N-REEL W/ VAC CAPS	TAPE-N-REEL W/ VAC CAPS						BULK	BULK	
		10-100 CKT	TAPE-N-REEL W/ VAC CAPS	TAPE-N-REEL W/ VAC CAPS						TUBES	TUBES	
DIM. M ±0.25 MM			6.10 (.240)	6.10 (.240)						8.13 (.320)	13.59 (.535)	
PLATING			30 GOLD	15 GOLD						150 TIN	150 TIN	
DIM. H			2.54 (.100)	2.54 (.100)						4.57 (.180)	4.57 (.180)	
DIM. J			5.08 (.200)	5.08 (.200)						7.11 (.280)	7.11 (.280)	
CKTS	DIM. A		DIM. B		EDP NUMBER	EDP NUMBER				EDP NUMBER	EDP NUMBER	CKTS
	MM	IN	MM	IN								
04	5.08	.200	2.54	.100								04
06	7.62	.300	5.08	.200		015-91-6068						06
08	10.16	.400	7.62	.300		015-91-6088						08
10	12.70	.500	10.16	.400		015-91-6108				713088010	71308-8210	10
12	15.24	.600	12.70	.500								12
14	17.78	.700	15.24	.600	015-91-6148							14
16	20.32	.800	17.78	.700						713088016		16
18	22.86	.900	20.32	.800								18
20	25.40	1.000	22.86	.900								20
22	27.94	1.100	25.40	1.000								22
24	30.48	1.200	27.94	1.100								24
26	33.02	1.300	30.48	1.200								26
28	35.56	1.400	33.02	1.300								28
30	38.10	1.500	35.56	1.400								30
32	40.64	1.600	38.10	1.500								32
34	43.18	1.700	40.64	1.600								34
36	45.72	1.800	43.18	1.700								36
38	48.26	1.900	45.72	1.800								38
40	50.80	2.000	48.26	1.900								40
42	53.34	2.100	50.80	2.000								42
44	55.88	2.200	53.34	2.100								44
46	58.42	2.300	55.88	2.200								46
48	60.96	2.400	58.42	2.300								48
50	63.50	2.500	60.96	2.400								50
52	66.04	2.600	63.50	2.500								52
54	68.58	2.700	66.04	2.600								54
56	71.12	2.800	68.58	2.700								56
58	73.66	2.900	71.12	2.800								58
60	76.20	3.000	73.66	2.900								60
62	78.74	3.100	76.20	3.000								62
64	81.28	3.200	78.74	3.100								64
66	83.82	3.300	81.28	3.200								66
68	86.36	3.400	83.82	3.300								68
70	88.90	3.500	86.36	3.400								70
72	91.44	3.600	88.90	3.500								72
74	93.98	3.700	91.44	3.600								74
76	96.52	3.800	93.98	3.700								76
78	99.06	3.900	96.52	3.800								78
80	101.60	4.000	99.06	3.900								80
82	104.14	4.100	101.60	4.000								82
84	106.68	4.200	104.14	4.100								84
86	109.22	4.300	106.68	4.200								86
88	111.76	4.400	109.22	4.300								88
90	114.30	4.500	111.76	4.400								90
92	116.84	4.600	114.30	4.500								92
94	119.38	4.700	116.84	4.600								94
96	121.92	4.800	119.38	4.700								96
98	124.46	4.900	121.92	4.800								98
100	127.00	5.000	124.46	4.900								100

NO PEG VERSION
(ALSO SEE SHEET 2)

SEE SHEET 1 EC NO: UCP2009-2465 DRW:KIPPER 2009/08/04 CHK:SSOUSEK 2009/08/07 APPR:FSMITH 2009/08/10	QUALITY SYMBOLS ▽=0 ▽=0	GENERAL TOLERANCES (UNLESS SPECIFIED)		DIMENSION STYLE MM/IN		SCALE	DESIGN UNITS INCH	THIRD ANGLE PROJECTION		
		4 PLACES ± --- ± ---	3 PLACES ± --- ± .005	DRAWN BY KMS	DATE 1999/10/15	TITLE SALES ASSY INSULATOR DUAL ROW SMT W/BREAK-OFF .025SQ PIN GULLWING .100		MOLEX INCORPORATED		SHEET NO. 3 OF 6
		2 PLACES ± 0.13 ± .010	1 PLACE ± 0.25 ± ---	APPROVED BY KMS	DATE 1999/10/15	MATERIAL NO. SEE TABLE		DOCUMENT NO. SD-71308-001		
		DRAFT WHERE APPLICABLE MUST REMAIN WITHIN DIMENSIONS		THIS DRAWING CONTAINS INFORMATION THAT IS PROPRIETARY TO MOLEX INCORPORATED AND SHOULD NOT BE USED WITHOUT WRITTEN PERMISSION						

13	12	11	10	9	8	6	5	4	3	2	1	
		PACKAGING SEE NOTE 4 SHT 1		4-8 CKT	BULK	TAPE-N-REEL W/ VAC CAPS	BULK	TAPE-N-REEL W/ VAC CAPS				
				10-100 CKT	TUBES	TAPE-N-REEL W/ VAC CAPS	TUBES	TAPE-N-REEL W/ VAC CAPS				
		DIM. M±0.25 MM		6.10 (.240)		6.10 (.240)						
		PLATING		30 GOLD		150 TIN						
		DIM. H		2.54 (.100)		2.54 (.100)						
		DIM. J		5.08 (.200)		5.08 (.200)						

CKTS	DIM. A		DIM. B		DIM. C		EDP NUMBER		EDP NUMBER		EDP NUMBER		EDP NUMBER		EDP NUMBER		CKTS
	MM	IN	MM	IN	MM	IN											
04	5.08	.200	2.54	.100	----	----	015-91-1048	015-91-6047									04
06	7.62	.300	5.08	.200	2.54	.100	015-91-1068	015-91-6067	71308-6106	71308-6206							06
08	10.16	.400	7.62	.300	5.08	.200	015-91-1088	015-91-6087	71308-6108	71308-6208							08
10	12.70	.500	10.16	.400	7.62	.300	015-91-1108	015-91-6107	71308-6110	71308-6210							10
12	15.24	.600	12.70	.500	10.16	.400	015-91-1128										12
14	17.78	.700	15.24	.600	12.70	.500	015-91-1148	015-91-6147									14
16	20.32	.800	17.78	.700	15.24	.600	015-91-1168	015-91-6167									16
18	22.86	.900	20.32	.800	17.78	.700	015-91-1188										18
20	25.40	1.000	22.86	.900	20.32	.800	015-91-1208	015-91-6207									20
22	27.94	1.100	25.40	1.000	22.86	.900	015-91-1228										22
24	30.48	1.200	27.94	1.100	25.40	1.000	015-91-1248										24
26	33.02	1.300	30.48	1.200	27.94	1.100	015-91-1268		71308-6126								26
28	35.56	1.400	33.02	1.300	30.48	1.200	015-91-1288										28
30	38.10	1.500	35.56	1.400	33.02	1.300	015-91-1308										30
32	40.64	1.600	38.10	1.500	35.56	1.400	015-91-1328										32
34	43.18	1.700	40.64	1.600	38.10	1.500	015-91-1348										34
36	45.72	1.800	43.18	1.700	40.64	1.600	015-91-1368										36
38	48.26	1.900	45.72	1.800	43.18	1.700	015-91-1388										38
40	50.80	2.000	48.26	1.900	45.72	1.800	015-91-1408	015-91-6407									40
42	53.34	2.100	50.80	2.000	48.26	1.900	015-91-1428										42
44	55.88	2.200	53.34	2.100	50.80	2.000	015-91-1448										44
46	58.42	2.300	55.88	2.200	53.34	2.100	015-91-1468										46
48	60.96	2.400	58.42	2.300	55.88	2.200	015-91-1488										48
50	63.50	2.500	60.96	2.400	58.42	2.300	015-91-1508	015-91-6507									50
52	66.04	2.600	63.50	2.500	60.96	2.400	015-91-1528										52
54	68.58	2.700	66.04	2.600	63.50	2.500	015-91-1548										54
56	71.12	2.800	68.58	2.700	66.04	2.600	015-91-1568										56
58	73.66	2.900	71.12	2.800	68.58	2.700	015-91-1588										58
60	76.20	3.000	73.66	2.900	71.12	2.800	015-91-1608										60
62	78.74	3.100	76.20	3.000	73.66	2.900	015-91-1628										62
64	81.28	3.200	78.74	3.100	76.20	3.000	015-91-1648										64
66	83.82	3.300	81.28	3.200	78.74	3.100	015-91-1668										66
68	86.36	3.400	83.82	3.300	81.28	3.200	015-91-1688										68
70	88.90	3.500	86.36	3.400	83.82	3.300	015-91-1708										70
72	91.44	3.600	88.90	3.500	86.36	3.400	015-91-1728										72
74	93.98	3.700	91.44	3.600	88.90	3.500	015-91-1748										74
76	96.52	3.800	93.98	3.700	91.44	3.600	015-91-1768										76
78	99.06	3.900	96.52	3.800	93.98	3.700	015-91-1788										78
80	101.60	4.000	99.06	3.900	96.52	3.800	015-91-1808										80
82	104.14	4.100	101.60	4.000	99.06	3.900	71308-6082										82
84	106.68	4.200	104.14	4.100	101.60	4.000	71308-6084										84
86	109.22	4.300	106.68	4.200	104.14	4.100	71308-6086										86
88	111.76	4.400	109.22	4.300	106.68	4.200	71308-6088										88
90	114.30	4.500	111.76	4.400	109.22	4.300	71308-6090										90
92	116.84	4.600	114.30	4.500	111.76	4.400	71308-6092										92
94	119.38	4.700	116.84	4.600	114.30	4.500	71308-6094										94
96	121.92	4.800	119.38	4.700	116.84	4.600	71308-6096										96
98	124.46	4.900	121.92	4.800	119.38	4.700	71308-6098										98
100	127.00	5.000	124.46	4.900	121.92	4.800	71308-6100										100

SHORT PEG VERSION (.055")

SEE SHEET 1 EC NO: UCP2009-2465 DRW:MKIPPER 2009/08/04 CHKD:SSOUSEK 2009/08/07 APPR:FSMITH 2009/08/10 K3	QUALITY SYMBOLS ▽=0 ▽=0	GENERAL TOLERANCES (UNLESS SPECIFIED)		DIMENSION STYLE MM/IN		SCALE	DESIGN UNITS INCH	THIRD ANGLE PROJECTION		
						DRAWN BY DATE KMS 1999/10/15		SALES ASSY INSULATOR DUAL ROW SMT W/BREAK-OFF .025SQ PIN GULLWING .100 MOLEX INCORPORATED		
						CHECKED BY DATE KMS 1999/10/15				
						APPROVED BY DATE KMS 1999/10/15		DOCUMENT NO. SD-71308-001		
DRAFT WHERE APPLICABLE MUST REMAIN WITHIN DIMENSIONS				SEE TABLE		SHEET NO. 5 OF 6				
THIS DRAWING CONTAINS INFORMATION THAT IS PROPRIETARY TO MOLEX INCORPORATED AND SHOULD NOT BE USED WITHOUT WRITTEN PERMISSION										

PEG OPTION

NO PEG VERSION

NO PEG VERSION

LONG PEG VERSION (.130")

SHORT PEG VERSION (.055")

PACKAGING SEE NOTE 4, SHT 1	4-6 CKT	BULK	TAPE-N-REEL W/VAC CAPS	N/A	4-8 CKT	TAPE-N-REEL W/VAC CAPS	BULK	BULK	BULK	TAPE-N-REEL W/VAC CAPS	BULK	BULK	TAPE-N-REEL W/VAC CAPS
	8-100 CKT	TUBES	TAPE-N-REEL W/VAC CAPS	TUBES W/ VAC CAPS	10-100 CKT	TAPE-N-REEL W/VAC CAPS	TUBES	TUBES	TUBES	TAPE-N-REEL W/VAC CAPS	TUBES	BULK	TAPE-N-REEL W/ VAC CAPS

DIM. M=0.25 MM	6.10 (.240)	8.13(.320)	13.59(.535)	6.10(.240)	8.13(.320)	6.10 (.240)
PLATING	59 TIN	59 TIN	59 TIN	59 TIN	59 TIN	59 TIN
DIM. H	2.54(.100)	4.57(.180)	4.57(.180)	2.54(.100)	4.57(.180)	2.54(.100)
DIM. J	5.08(.200)	7.11(.280)	7.11(.280)	5.08(.200)	7.11(.280)	5.08(.200)

CKTS	DIM. A		DIM. B		DIM. C		EDP NUMBER	EDP NUMBER	EDP NUMBER	EDP NUMBER	EDP NUMBER	EDP NUMBER	EDP NUMBER	EDP NUMBER	EDP NUMBER	CKTS
	MM	IN	MM	IN	MM	IN										
04	5.08	.200	2.54	.100	---	---	71308-5404	71308-5504	N/A				71308-6404	71308-6504	71308-6604	04
06	7.62	.300	5.08	.200	2.54	.100	71308-5406	71308-5506	N/A				71308-6406	71308-6506	71308-6606	06
08	10.16	.400	7.62	.300	5.08	.200	71308-5408	71308-5508	71308-5608				71308-6408	71308-6508	71308-6608	08
10	12.70	.500	10.16	.400	7.62	.300	71308-5410	71308-5510	71308-5610		71308-5810	71308-5910	71308-6410	71308-6510	71308-6610	10
12	15.24	.600	12.70	.500	10.16	.400	71308-5412	71308-5512	71308-5612				71308-6412		71308-6612	12
14	17.78	.700	15.24	.600	12.70	.500	71308-5414	71308-5514	71308-5614				71308-6414	71308-6514	71308-6614	14
16	20.32	.800	17.78	.700	15.24	.600	71308-5416	71308-5516	71308-5616		71308-5816		71308-6416	71308-6516	71308-6616	16
18	22.86	.900	20.32	.800	17.78	.700	71308-5418		71308-5618				71308-6418		71308-6618	18
20	25.40	1.000	22.86	.900	20.32	.800	71308-5420	71308-5520					71308-6420		71308-6620	20
22	27.94	1.100	25.40	1.000	22.86	.900	71308-5422		71308-5622				71308-6422		71308-6622	22
24	30.48	1.200	27.94	1.100	25.40	1.000	71308-5424		71308-5624		71308-5724	71308-5824	71308-6424		71308-6624	24
26	33.02	1.300	30.48	1.200	27.94	1.100	71308-5426		71308-5626				71308-6426		71308-6626	26
28	35.56	1.400	33.02	1.300	30.48	1.200	71308-5428		71308-5628				71308-6428		71308-6628	28
30	38.10	1.500	35.56	1.400	33.02	1.300	71308-5430		71308-5630				71308-6430		71308-6630	30
32	40.64	1.600	38.10	1.500	35.56	1.400	71308-5432		71308-5632				71308-6432		71308-6632	32
34	43.18	1.700	40.64	1.600	38.10	1.500	71308-5434		71308-5634				71308-6434		71308-6634	34
36	45.72	1.800	43.18	1.700	40.64	1.600	71308-5436		71308-5636				71308-6436		71308-6636	36
38	48.26	1.900	45.72	1.800	43.18	1.700	71308-5438		71308-5638				71308-6438		71308-6638	38
40	50.80	2.000	48.26	1.900	45.72	1.800	71308-5440	71308-5540	71308-5640				71308-6440		71308-6640	40
42	53.34	2.100	50.80	2.000	48.26	1.900	71308-5442		71308-5642				71308-6442		71308-6642	42
44	55.88	2.200	53.34	2.100	50.80	2.000	71308-5444		71308-5644				71308-6444		71308-6644	44
46	58.42	2.300	55.88	2.200	53.34	2.100	71308-5446		71308-5646				71308-6446		71308-6646	46
48	60.96	2.400	58.42	2.300	55.88	2.200	71308-5448		71308-5648				71308-6448		71308-6648	48
50	63.50	2.500	60.96	2.400	58.42	2.300	71308-5450	71308-5550	71308-5650				71308-6450	71308-6550	71308-6650	50
52	66.04	2.600	63.50	2.500	60.96	2.400	71308-5452		71308-5652				71308-6452		71308-6652	52
54	68.58	2.700	66.04	2.600	63.50	2.500	71308-5454		71308-5654				71308-6454		71308-6654	54
56	71.12	2.800	68.58	2.700	66.04	2.600	71308-5456		71308-5656				71308-6456		71308-6656	56
58	73.66	2.900	71.12	2.800	68.58	2.700	71308-5458		71308-5658				71308-6458		71308-6658	58
60	76.20	3.000	73.66	2.900	71.12	2.800	71308-5460		71308-5660				71308-6460		71308-6660	60
62	78.74	3.100	76.20	3.000	73.66	2.900	71308-5462		71308-5662				71308-6462		71308-6662	62
64	81.28	3.200	78.74	3.100	76.20	3.000	71308-5464		71308-5664				71308-6464		71308-6664	64
66	83.82	3.300	81.28	3.200	78.74	3.100	71308-5466		71308-5666				71308-6466		71308-6666	66
68	86.36	3.400	83.82	3.300	81.28	3.200	71308-5468		71308-5668				71308-6468		71308-6668	68
70	88.90	3.500	86.36	3.400	83.82	3.300	71308-5470		71308-5670				71308-6470		71308-6670	70
72	91.44	3.600	88.90	3.500	86.36	3.400	71308-5472		71308-5672				71308-6472		71308-6672	72
74	93.98	3.700	91.44	3.600	88.90	3.500	71308-5474		71308-5674				71308-6474		71308-6674	74
76	96.52	3.800	93.98	3.700	91.44	3.600	71308-5476		71308-5676				71308-6476		71308-6676	76
78	99.06	3.900	96.52	3.800	93.98	3.700	71308-5478		71308-5678				71308-6478		71308-6678	78
80	101.60	4.000	99.06	3.900	96.52	3.800	71308-5480		71308-5680				71308-6480		71308-6680	80
82	104.14	4.100	101.60	4.000	99.06	3.900	71308-5482		71308-5682				71308-6482		71308-6682	82
84	106.68	4.200	104.14	4.100	101.60	4.000	71308-5484		71308-5684				71308-6484		71308-6684	84
86	109.22	4.300	106.68	4.200	104.14	4.100	71308-5486		71308-5686				71308-6486		71308-6686	86
88	111.76	4.400	109.22	4.300	106.68	4.200	71308-5488		71308-5688				71308-6488		71308-6688	88
90	114.30	4.500	111.76	4.400	109.22	4.300	71308-5490		71308-5690				71308-6490		71308-6690	90
92	116.84	4.600	114.30	4.500	111.76	4.400	71308-5492		71308-5692				71308-6492		71308-6692	92
94	119.38	4.700	116.84	4.600	114.30	4.500	71308-5494		71308-5694				71308-6494		71308-6694	94
96	121.92	4.800	119.38	4.700	116.84	4.600	71308-5496		71308-5696				71308-6496		71308-6696	96
98	124.46	4.900	121.92	4.800	119.38	4.700	71308-5498		71308-5698				71308-6498		71308-6698	98
100	127.00	5.000	124.46	4.900	121.92	4.800	71308-5500		71308-5700				71308-6500		71308-6700	100

59 TIN PLATE ASSEMBLIES

SEE SHEET 1
EC NO: UCP2009-2465
DRAWN: KIPPER
CHKD: SSOUSEK
APPR: F.S.M.LTH

QUALITY SYMBOLS
▽=0
▽=0

GENERAL TOLERANCES (UNLESS SPECIFIED)

	mm	INCH
4 PLACES	± .005	± .0005
3 PLACES	± .010	± .0010
2 PLACES	± 0.13	± .010
1 PLACE	± 0.25	± .010
ANGULAR ± 1/2°		

DRAFT WHERE APPLICABLE
MUST REMAIN
WITHIN DIMENSIONS

DIMENSION STYLE
MM/IN

DRAWN BY: KMS
DATE: 1999/10/15

CHECKED BY: KMS
DATE: 1999/10/15

APPROVED BY: KMS
DATE: 1999/10/15

MATERIAL NO.
SEE TABLE

SCALE: 1:1
DESIGN UNITS: INCH
THIRD ANGLE PROJECTION

TITLE: SALES ASSY INSULATOR
DUAL ROW SMT W/BREAK-OFF
.025SQ PIN GULLWING .100

MOLEX INCORPORATED

DOCUMENT NO. SD-71308-001
SHEET NO. 6 OF 6

THIS DRAWING CONTAINS INFORMATION THAT IS PROPRIETARY TO MOLEX INCORPORATED AND SHOULD NOT BE USED WITHOUT WRITTEN PERMISSION