


MMSZ5226B - MMSZ5257B

Zeners

Tolerance = 5%



SOD-123

Absolute Maximum Ratings * $T_A = 25^\circ\text{C}$ unless otherwise noted

Symbol	Parameter	Value	Units
P_D	Power Dissipation @25°C	500	mW
$R_{\theta JA}$	Thermal Resistance, Junction to Ambient **	340	°C/W
T_{STG}	Storage Temperature Range	-55 to +150	°C
T_J	Operating Junction Temperature	+150	°C

* These ratings are limiting values above which the serviceability of the diode may be impaired.

** FR-4 or FR-5 = 3.5 × 1.5 inches using minimum recommended land pads.

Electrical Characteristics $T_A = 25^\circ\text{C}$ unless otherwise noted

Device	Mark	V_Z (V)			$Z_Z(\Omega) @ I_{ZK}(mA)$		$Z_{ZK}(\Omega) @ I_{ZK}(mA)$		$I_R(\mu A) @ V_R$ (V)	
		Min.	Typ.	Max.						
MMSZ5226B	D1	3.135	3.3	3.465	28	20	1,600	0.25	25	1.0
MMSZ5227B	D2	3.42	3.6	3.78	24	20	1,700	0.25	15	1.0
MMSZ5228B	D3	3.705	3.9	4.095	23	20	1,900	0.25	10	1.0
MMSZ5229B	D4	4.085	4.3	4.515	22	20	2,000	0.25	5.0	1.0
MMSZ5230B	D5	4.465	4.7	4.935	19	20	1,900	0.25	5.0	2.0
MMSZ5231B	E1	4.845	5.1	5.355	17	20	1,600	0.25	5.0	2.0
MMSZ5232B	E2	5.32	5.6	5.88	11	20	1,600	0.25	5.0	3.0
MMSZ5233B	E3	5.7	6	6.3	7.0	20	1,600	0.25	5.0	3.5
MMSZ5234B	E4	5.89	6.2	6.51	7.0	20	1,000	0.25	5.0	4.0
MMSZ5235B	E5	6.46	6.8	7.14	5.0	20	750	0.25	3.0	5.0
MMSZ5236B	F1	7.125	7.5	7.875	6.0	20	500	0.25	3.0	6.0
MMSZ5237B	F2	7.79	8.2	8.61	8.0	20	500	0.25	3.0	6.5
MMSZ5238B	F3	8.265	8.7	9.135	8.0	20	600	0.25	3.0	6.5
MMSZ5239B	F4	8.645	9.1	9.555	10	20	600	0.25	3.0	7.0
MMSZ5240B	F5	9.5	10	10.5	17	20	600	0.25	3.0	8.0
MMSZ5241B	H1	10.45	11	11.55	22	20	600	0.25	2.0	8.4
MMSZ5242B	H2	11.4	12	12.6	30	20	600	0.25	1.0	9.1
MMSZ5243B	H3	12.35	13	13.65	13	9.5	600	0.25	0.5	9.9
MMSZ5244B	H4	13.3	14	14.7	15	9.0	600	0.25	0.1	10
MMSZ5245B	H5	14.25	15	15.75	16	8.5	600	0.25	0.1	11
MMSZ5246B	J1	15.2	16	16.8	17	7.8	600	0.25	0.1	12
MMSZ5247B	J2	16.15	17	17.85	19	7.4	600	0.25	0.1	13

V_F Forward Voltage = 0.9V Maximum @ $I_F = 10mA$ for all MMSZ5200 series

Electrical Characteristics (Continued) $T_A = 25^\circ\text{C}$ unless otherwise noted

Device	Mark	V_Z (V)			$Z_Z(\Omega) @ I_{ZK}(\text{mA})$		$Z_{ZK}(\Omega) @ I_{ZK}(\text{mA})$		$I_R(\mu\text{A}) @ V_R$ (V)	
		Min.	Typ.	Max.						
MMSZ5248B	J3	17.1	18	18.9	21	7.0	600	0.25	0.1	14
MMSZ5249B	J4	18.05	19	19.95	23	6.6	600	0.25	0.1	14
MMSZ5250B	J5	19	20	21	25	6.2	600	0.25	0.1	15
MMSZ5251B	K1	20.92	22	23.1	29	5.6	600	0.25	0.1	17
MMSZ5252B	K2	22.8	24	25.2	33	5.2	600	0.25	0.1	18
MMSZ5253B	K3	23.75	25	26.25	35	5.0	600	0.25	0.1	19
MMSZ5254B	K4	25.65	27	28.35	41	4.6	600	0.25	0.1	21
MMSZ5255B	K5	26.6	28	29.4	44	4.5	600	0.25	0.1	21
MMSZ5256B	M1	28.5	30	31.5	49	4.2	600	0.25	0.1	23
MMSZ5257B	M2	31.35	33	34.65	58	3.8	700	0.25	0.1	25

V_F Forward Voltage = 0.9V Maximum @ $I_F = 10\text{mA}$ for all MMSZ5200 series

Typical Performance Characteristics

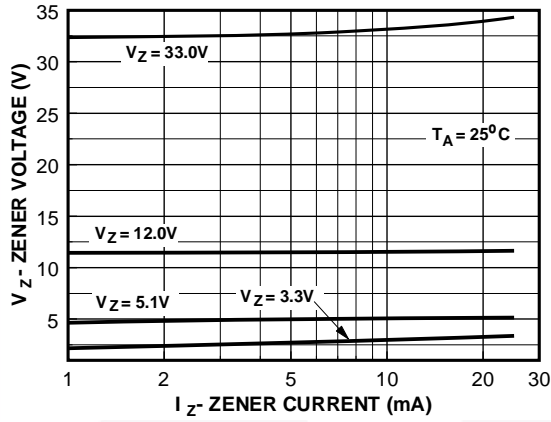


Figure 1. Zener Current vs. Zener Voltage

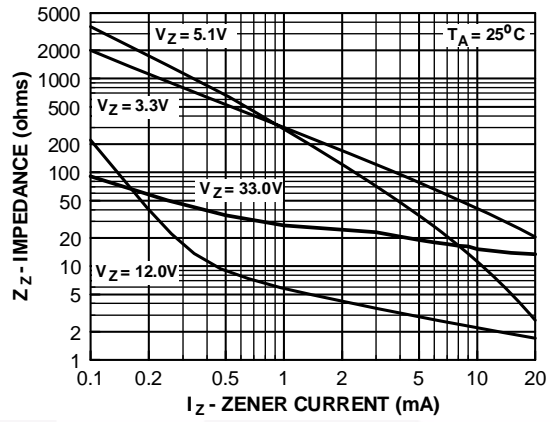


Figure 2. Zener Current vs. Zener Impedance

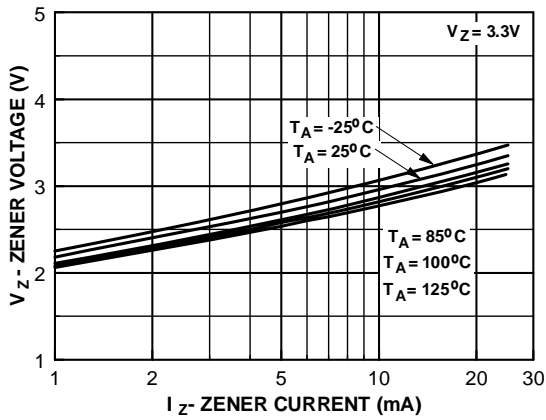


Figure 3. 3.3 Zener Voltage vs. Temperature

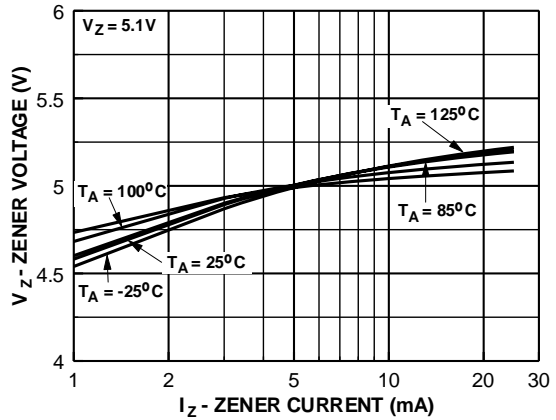


Figure 4. 5.1 Zener Voltage vs. Temperature

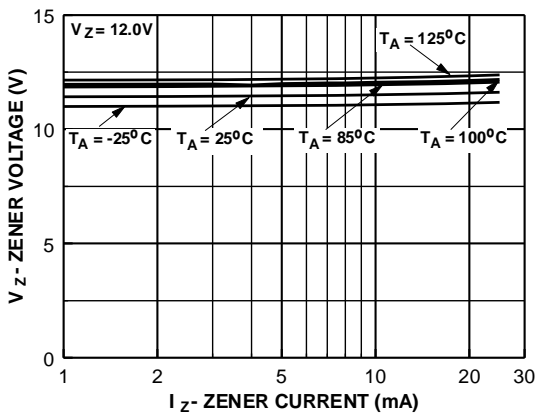


Figure 5. 12 Zener Voltage vs. Zener Temperature

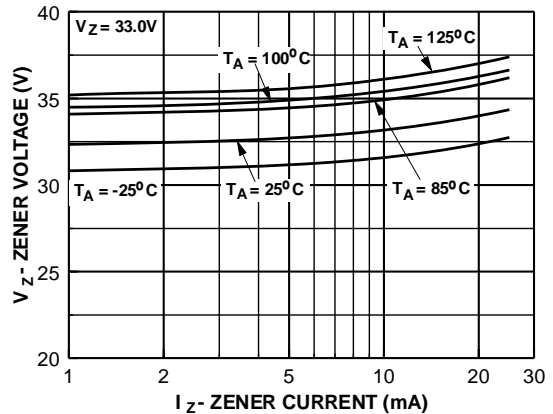






Figure 6. 33 Zener Voltage vs. Zener Temperature



TRADEMARKS

The following includes registered and unregistered trademarks and service marks, owned by Fairchild Semiconductor and/or its global subsidiaries, and is not intended to be an exhaustive list of all such trademarks.

- | | | | |
|---|--|---|---|
| 2Cool™ | F-PFS™ | PowerTrench® | The Power Franchise® |
| AccuPower™ | FRFET® | PowerXS™ | the power franchise |
| AX-CAP™* | Global Power Resource SM | Programmable Active Droop™ | TinyBoost™ |
| BitSiC™ | GreenBridge™ | QFET® | TinyBuck™ |
| Build it Now™ | Green FPS™ | QS™ | TinyCalc™ |
| CorePLUS™ | Green FPS™ e-Series™ | Quiet Series™ | TinyLogic® |
| CorePOWER™ | Gmax™ | RapidConfigure™ | TINYOPTO™ |
| CROSSVOLT™ | GTO™ |  ™ | TinyPower™ |
| CTL™ | IntelliMAX™ | Saving our world, 1mW/W/kW at a time™ | TinyPWM™ |
| Current Transfer Logic™ | ISOPLANAR™ | SignalWise™ | TinyWire™ |
| DEUXPEED® | Making Small Speakers Sound Louder and Better™ | SmartMax™ | TranSiC™ |
| Dual Cool™ | MegaBuck™ | SMART START™ | TriFault Detect™ |
| EcoSPARK® | MICROCOUPLER™ | Solutions for Your Success™ | TRUECURRENT®* |
| EfficientMax™ | MicroFET™ | SPM® | µSerDes™ |
| ESBC™ | MicroPak™ | STEALTH™ |  ™ |
|  ™ | MicroPak2™ | SuperFET® | UHC® |
| Fairchild® | MillerDrive™ | SuperSOT™-3 | Ultra FRFET™ |
| Fairchild Semiconductor® | MotionMax™ | SuperSOT™-6 | UniFET™ |
| FACT Quiet Series™ | Motion-SPM™ | SuperSOT™-8 | VCX™ |
| FACT® | mWSaver™ | SupreMOS® | VisualMax™ |
| FAST® | OptoHIT™ | SyncFET™ | VoltagePlus™ |
| FastvCore™ | OPTOLOGIC® | Sync-Lock™ | XST™ |
| FETBench™ | OPTOPLANAR® |  ™ | |
| FlashWriter®* | | | |
| FPS™ | | | |

* Trademarks of System General Corporation, used under license by Fairchild Semiconductor.

DISCLAIMER

FAIRCHILD SEMICONDUCTOR RESERVES THE RIGHT TO MAKE CHANGES WITHOUT FURTHER NOTICE TO ANY PRODUCTS HEREIN TO IMPROVE RELIABILITY, FUNCTION, OR DESIGN. FAIRCHILD DOES NOT ASSUME ANY LIABILITY ARISING OUT OF THE APPLICATION OR USE OF ANY PRODUCT OR CIRCUIT DESCRIBED HEREIN; NEITHER DOES IT CONVEY ANY LICENSE UNDER ITS PATENT RIGHTS, NOR THE RIGHTS OF OTHERS. THESE SPECIFICATIONS DO NOT EXPAND THE TERMS OF FAIRCHILD'S WORLDWIDE TERMS AND CONDITIONS, SPECIFICALLY THE WARRANTY THEREIN, WHICH COVERS THESE PRODUCTS.

LIFE SUPPORT POLICY

FAIRCHILD'S PRODUCTS ARE NOT AUTHORIZED FOR USE AS CRITICAL COMPONENTS IN LIFE SUPPORT DEVICES OR SYSTEMS WITHOUT THE EXPRESS WRITTEN APPROVAL OF FAIRCHILD SEMICONDUCTOR CORPORATION.

As used herein:

- Life support devices or systems are devices or systems which, (a) are intended for surgical implant into the body or (b) support or sustain life, and (c) whose failure to perform when properly used in accordance with instructions for use provided in the labeling, can be reasonably expected to result in a significant injury of the user.
- A critical component in any component of a life support, device, or system whose failure to perform can be reasonably expected to cause the failure of the life support device or system, or to affect its safety or effectiveness.

ANTI-COUNTERFEITING POLICY

Fairchild Semiconductor Corporation's Anti-Counterfeiting Policy. Fairchild's Anti-Counterfeiting Policy is also stated on our external website, www.fairchildsemi.com, under Sales Support.

Counterfeiting of semiconductor parts is a growing problem in the industry. All manufacturers of semiconductor products are experiencing counterfeiting of their parts. Customers who inadvertently purchase counterfeit parts experience many problems such as loss of brand reputation, substandard performance, failed applications, and increased cost of production and manufacturing delays. Fairchild is taking strong measures to protect ourselves and our customers from the proliferation of counterfeit parts. Fairchild strongly encourages customers to purchase Fairchild parts either directly from Fairchild or from Authorized Fairchild Distributors who are listed by country on our web page cited above. Products customers buy either from Fairchild directly or from Authorized Fairchild Distributors are genuine parts, have full traceability, meet Fairchild's quality standards for handling and storage and provide access to Fairchild's full range of up-to-date technical and product information. Fairchild and our Authorized Distributors will stand behind all warranties and will appropriately address any warranty issues that may arise. Fairchild will not provide any warranty coverage or other assistance for parts bought from Unauthorized Sources. Fairchild is committed to combat this global problem and encourage our customers to do their part in stopping this practice by buying direct or from authorized distributors.

PRODUCT STATUS DEFINITIONS

Definition of Terms

Datasheet Identification	Product Status	Definition
Advance Information	Formative / In Design	Datasheet contains the design specifications for product development. Specifications may change in any manner without notice.
Preliminary	First Production	Datasheet contains preliminary data; supplementary data will be published at a later date. Fairchild Semiconductor reserves the right to make changes at any time without notice to improve design.
No Identification Needed	Full Production	Datasheet contains final specifications. Fairchild Semiconductor reserves the right to make changes at any time without notice to improve the design.
Obsolete	Not In Production	Datasheet contains specifications on a product that is discontinued by Fairchild Semiconductor. The datasheet is for reference information only.

Rev. I61