

MTSS Series – 3.2 X 2.5 Ceramic SMD VCTCXO



- Low Profile SMD Device
- Hermetically Sealed
- Tight Stability Over Temperature
- Excellent Phase Noise

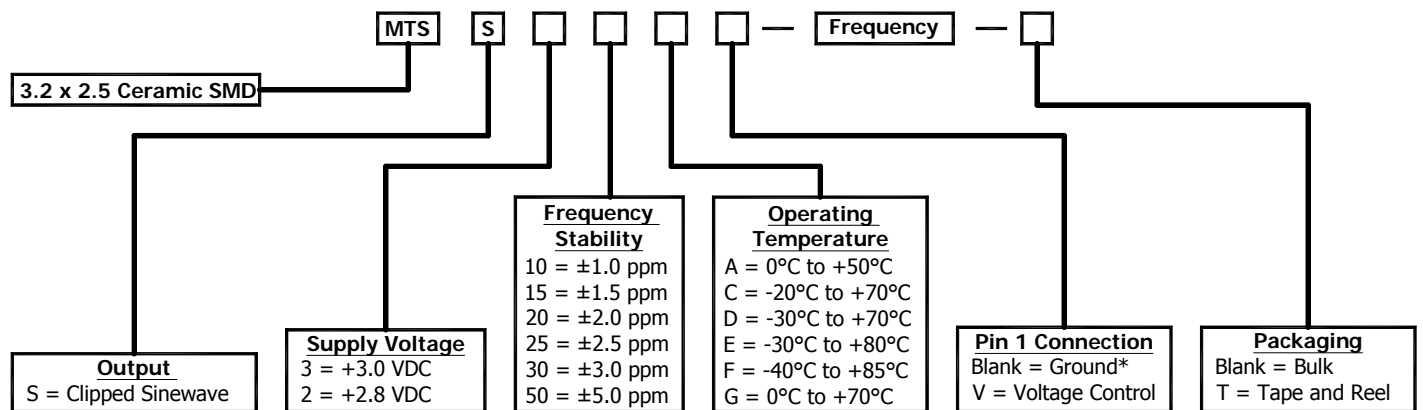


ELECTRICAL SPECIFICATIONS:

Frequency Range	14.400MHZ TO 32.734MHZ	
Frequency Stability vs Temperature*	(See Frequency Stability vs Temperature Table)	
Operating Temperature Range	(See Frequency Stability vs Temperature Table)	
Storage Temperature Range	-40°C to +85°C	
Aging	±1.0 per year	
Supply Voltage	+2.80VDC	+3.00VDC
Supply Current	2mA max	
Output Type	Clipped Sinewave	
Output Level	0.8 Vp-p min	
Output Load	10k Ohms//10pF	
Control Voltage	Vc = +1.40VDC +0.40VDC to +2.40VDC	Vc = +1.5VDC +0.50VDC to +2.50VDC
Frequency Tuning Range	±8 ppm to ±15 ppm	
Phase Noise	100Hz	-115dBc/Hz
	1kHz	-135dBc/Hz
	10kHz	-145dBc/Hz

* Inclusive of Temperature., Load, Voltage and Aging

PART NUMBER GUIDE:



Please Consult with MMD Sales Department for any other Parameters or Options

*If no Voltage Control is specified, Pin 1 must be grounded.

MMD Components, 30400 Esperanza, Rancho Santa Margarita, CA, 92688

Phone: (949) 709-5075, Fax: (949) 709-3536, www.mmdcomp.com

Sales@mmdcomp.com

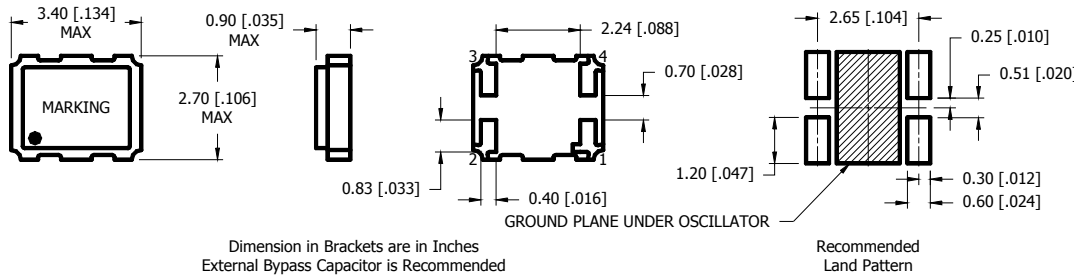
FREQUENCY STABILITY vs TEMPERATURE TABLE:

Code	Stability	10	15	20	25	30	50
	Temp	±1.0ppm	±1.5ppm	±2.0ppm	±2.5ppm	±3.0ppm	±5.0ppm
A	0°C TO +50°C	☐	☐	☐	●	●	●
G	0°C TO +70°C	☐	☐	☐	●	●	●
C	-20°C TO +70°C	☐	☐	☐	●	●	●
D	-30°C TO +70°C	☐	☐	☐	●	●	●
E	-30°C TO +80°C	☐	☐	☐	●	●	●
F	-40°C TO +85°C	☐	☐	☐	☐	☐	☐

● = Available

☐ = Consult with the Manufacturer

MECHANICAL DIMENSIONS:



PIN CONNECTIONS	
PIN 1	GRD OR VC (NOTE 1)
PIN 2	GND
PIN 3	OUTPUT
PIN 4	SUPPLY VOLTAGE

NOTE 1
IF VC OPTION IS NOT USED, THIS
PIN MUST BE GROUNDED OR
FREQUENCY WILL SHIFT.

Dimension in Brackets are in Inches
External Bypass Capacitor is Recommended

Recommended
Land Pattern

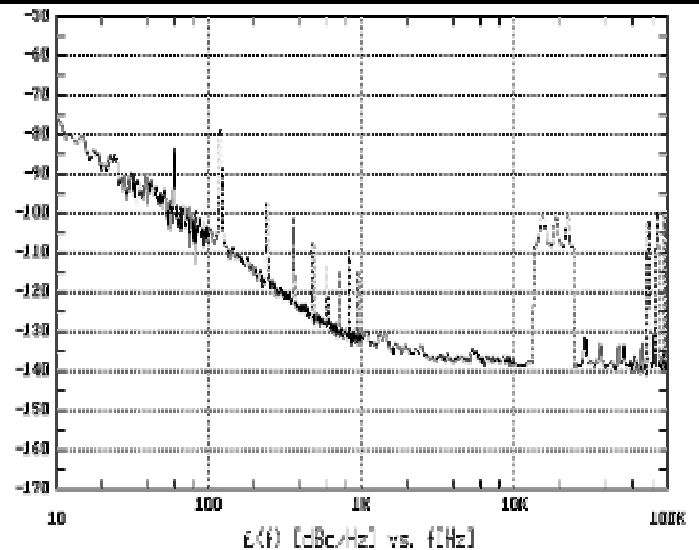
ENVIRONMENT / MECHANICAL:

Shock	MIL-STD-883, Method 2002, Condition B
Solderability	MIL-STD-883, Method 2003
Solvent Resistance	MIL-STD-883, Method 215
Vibration	MIL-STD-883, Method 2007, Condition A
Gross Leak Test	MIL-STD-883, Method 1014, Condition C
Fine Leak Test	MIL-STD-883, Method 1014, Condition A-2

TAPE and DIMENSIONS:

TAPE AND REEL
DIMENSIONS
COMING SOON

PHASE NOISE:



MMD Components, 30400 Esperanza, Rancho Santa Margarita, CA, 92688
Phone: (949) 709-5075, Fax: (949) 709-3536, www.mmdcomp.com
Sales@mmdcomp.com