



**Operation condition**

Insulation Resistance	500M $\Omega$ min (at 500VDC)	Item 7 of IEC255-5
Dielectric Strength		
Between contacts	50Hz 1000V	Item 6 of IEC255-5
Between contact and coil	50Hz 2500V 4000V(NT72-2)	Item 6 of IEC255-5
Shock resistance	100m/s <sup>2</sup> 11ms	IEC68-2-27 Test Ea
Vibration resistance	10~55Hz double amplitude 1.5mm	IEC68-2-6 Test Fc
Terminals strength	10N	IEC68-2-21 Test Ua1
Solderability	235 $^{\circ}$ C $\pm$ 2 $^{\circ}$ C 3 $\pm$ 0.5s	IEC68-2-20 Test Ta method 1
Ambient Temperature	-40~85 $^{\circ}$ C	
Relative Humidity	85% (at 40 $^{\circ}$ C)	IEC68-2-3Test Ca
Mass	11g	

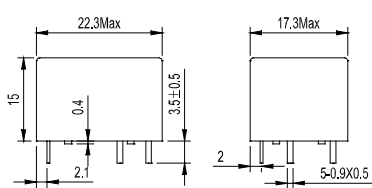
**Qualification inspection:**

Perform the qualification test as specified in the table IV of IEC255-19-1 and minimum sample size 24.

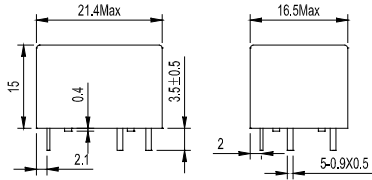
**Safety approvals**

Safety approval	UL&CUR	TüV	CCEE
Load	12A/125VAC 28VDC 6A/250VAC 1/3HP 120VAC 240VAC Insulation: B-class F-class	6A/250VAC 28VDC 10A/250VAC 28VDC	5A/250VAC

**Dimensions (Unit: mm)**

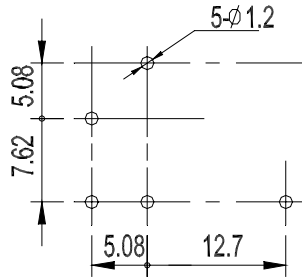


T72

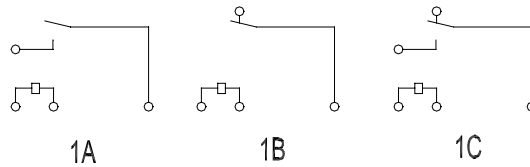


NT72-2

Dimensions



Mounting (Bottom views)



Wiring diagram  
(Bottom views)

mm	inch
0.4	0.016
0.5	0.020
0.6	0.024
0.9	0.035
1.2	0.047
2.0	0.079
2.1	0.083
3.5	0.138
5.08	0.200
7.62	0.300
12.7	0.500
15	0.591
16.5	0.650
17.3	0.681
21.4	0.843
22.3	0.878

NOTES 1).Dimensions are in millimeter.

2).Inch equivalents are given for general information only.

**Reference Data**

