

# Series RDP 180° SMT Male Header

### Specifications

Insulation Resistance:	100MΩ min.
Voltage Rating:	50V AC
Withstanding Voltage:	200V ACrms
Current Rating:	0.5A
Contact Resistance:	50mΩ max. initial
Operating Temp. Range:	-40°C to +80°C
Mating Force:	90g max. / contact
Unmating Force:	10g min. / contact
Mating Cycles:	50 insertions
Soldering Temp.:	230° C min. / 60 sec., 260°C peak



### Part Number (Details)

RDP 60 - 0\*\* - 005 F \*

Series

Pin Count

Height Coding \*see drawing

Code	Dim H*	Dim J*
005	0.5mm	2.0mm
010	1.0mm	3.0mm
015	1.5mm	3.5mm

180° SMT

F = Au Flash (Mating Area)

Solder Area:

F = Au Flash (Dim. H = 0.5mm only)  
L = Sn (Dim. H = 1.0 and 1.5mm only)

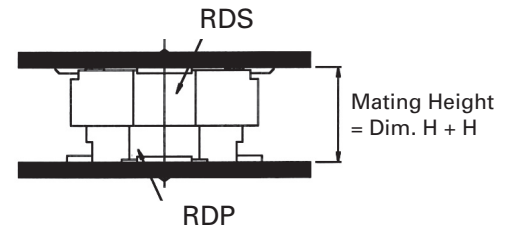
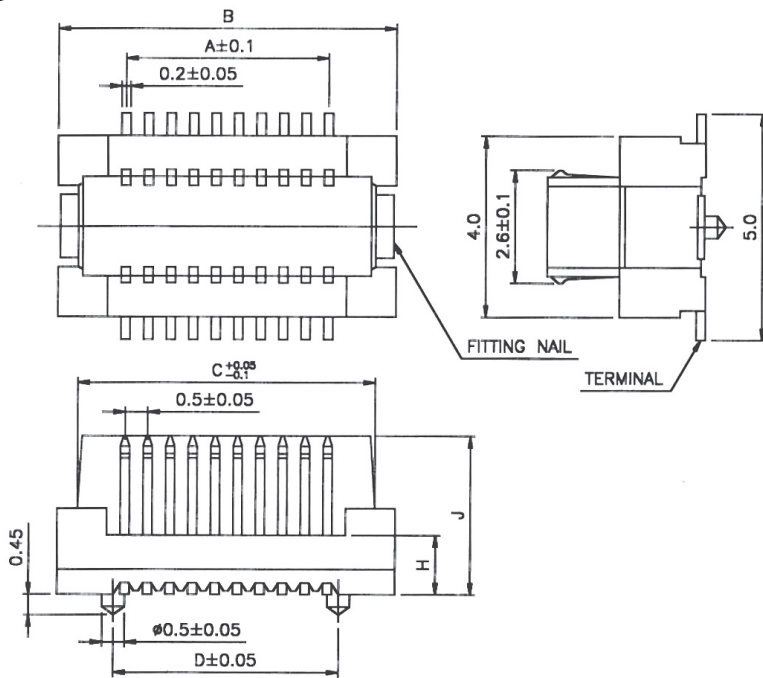
### Materials and Finish

Housing: High Temperature Thermoplastic, UL 94V-0 rated  
Contacts: Copper Alloy (t=0.2mm)  
Mating Area - Au Flash  
Solder Area - Au Flash or Sn  
Fitting Nail: Copper Alloy (t=0.2mm), lead free solder

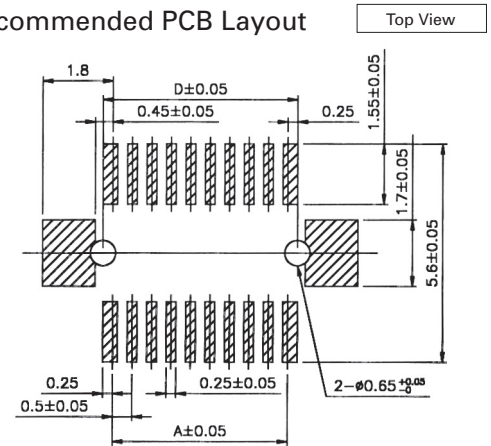
### Features

- Pin counts from 10 to 80
- Various mating heights

### Outline Dimensions



### Recommended PCB Layout



0.50mm Board-to-Board Connectors


### Dimensional Information

Part Number	Pin Count	A	B	C	D
RDP010-***-005-F*	10	2.0	5.0	4.0	2.5
RDP012-***-005-F*	12	2.5	5.5	4.5	3.0
RDP014-***-005-F*	14	3.0	6.0	5.0	3.5
RDP016-***-005-F*	16	3.5	6.5	5.5	4.0
RDP018-***-005-F*	18	4.0	7.0	6.0	4.5
RDP020-***-005-F*	20	4.5	7.5	6.5	5.0
RDP022-005-005-FF	22	5.0	8.0	7.0	5.5
RDP022-010-005-FL	22	5.0	8.0	7.0	5.5
RDP024-***-005-F*	24	5.5	8.5	7.5	6.0
RDP026-010-005-FL	26	6.0	9.0	8.0	6.5
RDP028-***-005-F*	28	6.5	9.5	8.5	7.0
RDP030-***-005-F*	30	7.0	10.0	9.0	7.5
RDP032-005-005-FF	32	7.5	10.5	9.5	8.0
RDP032-015-005-FL	32	7.5	10.5	9.5	8.0

Part Number	Pin Count	A	B	C	D
RDP034-010-005-FL	34	8.0	11.0	10.0	8.5
RDP034-015-005-FL	34	8.0	11.0	10.0	8.5
RDP036-***-005-F*	36	8.5	11.5	10.5	9.0
RDP038-010-005-FL	38	9.0	12.0	11.0	9.5
RDP038-015-005-FL	38	9.0	12.0	11.0	9.5
RDP040-***-005-F*	40	9.5	12.5	11.5	10.0
RDP044-***-005-F*	44	10.5	13.5	12.5	11.0
RDP046-010-005-FL	46	11.0	14.0	13.0	11.5
RDP050-***-005-F*	50	12.0	15.0	14.0	12.5
RDP054-010-005-FL	54	12.5	16.0	15.0	13.5
RDP060-***-005-F*	60	14.5	17.5	16.5	15.0
RDP068-010-005-FL	68	16.5	19.5	18.5	17.0
RDP068-015-005-FL	68	16.5	19.5	18.5	17.0

### Specifications

Insulation Resistance:	100MΩ min.
Voltage Rating:	50V AC
Withstanding Voltage:	200V ACrms
Current Rating:	0.5A
Contact Resistance:	50mΩ max. initial
Operating Temp. Range:	-40°C to +80°C
Mating Force:	90g max. / contact
Unmating Force:	10g min. / contact
Mating Cycles:	50 insertions
Soldering Temp.:	230°C min. / 60 sec., 260°C peak



### Part Number (Details)

RDS 60 - 0\*\* - 005 F \*

Series		
Pin Count		
Height Coding	*see drawing	
Code	Dim H*	Dim G*
020	2.0mm	1.5mm
030	3.0mm	2.5mm
040	4.0mm	3.5mm
180° SMT		
F = Au Flash (Mating Area)		
Solder Area:		
F = Au Flash (Dim H = 2.0mm only)		
L = Sn (Dim H = 3.0 and 4.0mm only)		

### Materials and Finish

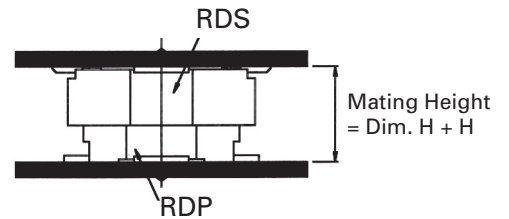
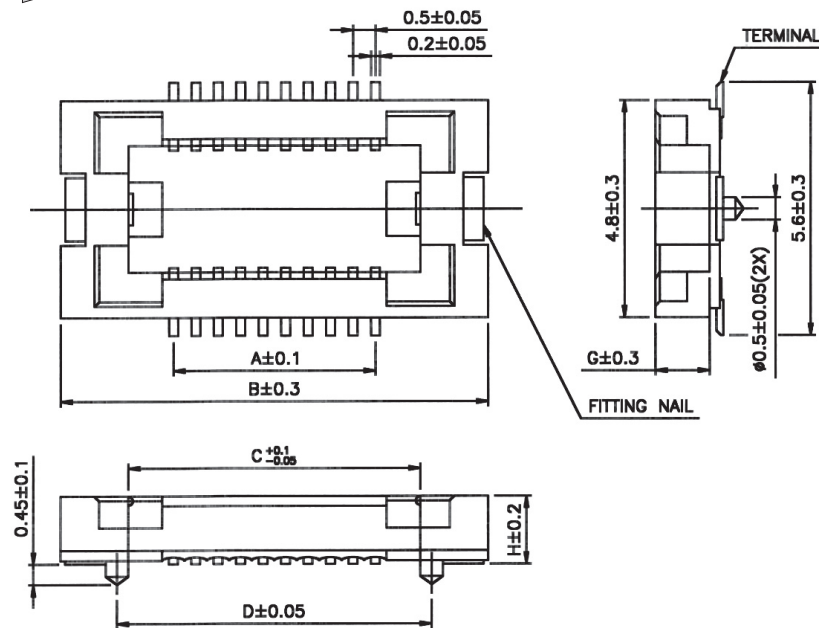
Housing:	High Temperature Thermoplastic, UL 94V-0 rated
Contacts:	Copper Alloy (t=0.2mm)
	Mating Area - Au Flash
	Solder Area - Au Flash or Sn
Fitting Nail:	Copper Alloy (t=0.2mm), lead free solder

### Features

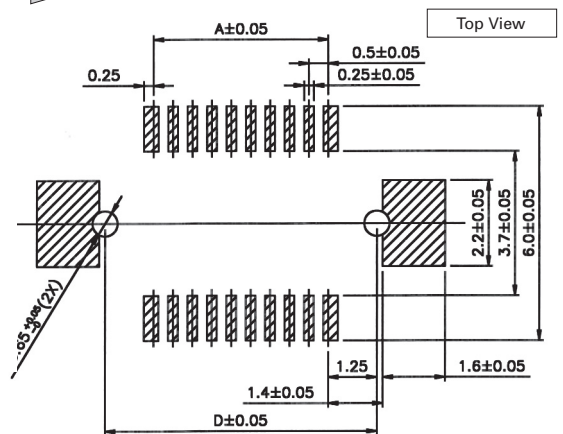
- Pin counts from 10 to 80
- Various mating heights

**Note:** Heights of 2.5 and 8.0 available on request

### Outline Dimensions



### Recommended PCB Layout



### Dimensional Information

Part Number	Pin Count	A	B	C	D
RDS010-***-005-F*	10	2.0	7.0	4.0	4.5
RDS012-***-005-F*	12	2.5	7.5	4.5	5.0
RDS014-020-005-FF	14	3.0	8.0	5.0	5.5
RDS014-030-005-FL	14	3.0	8.0	5.0	5.5
RDS016-***-005-F*	16	3.5	8.5	5.5	6.0
RDS018-020-005-FF	18	4.0	9.0	6.0	6.5
RDS020-***-005-F*	20	4.5	9.5	6.5	7.0
RDS022-020-005-FF	22	5.0	10.0	7.0	7.5
RDS022-030-005-FL	22	5.0	10.0	7.0	7.5
RDS024-***-005-F*	24	5.5	10.5	7.5	8.0
RDS026-***-005-F*	26	6.0	11.0	8.0	8.5
RDS028-020-005-FF	28	6.5	11.5	8.5	9.0
RDS028-030-005-FL	28	6.5	11.5	8.5	9.0

Part Number	Pin Count	A	B	C	D
RDS030-***-005-F*	30	7.0	12.0	9.0	9.5
RDS032-020-005-FF	32	7.5	12.5	9.5	10.0
RDS034-030-005-FL	34	8.0	13.0	10.0	10.5
RDS034-040-005-FL	34	8.0	13.0	10.0	10.5
RDS036-***-005-F*	36	8.5	13.5	10.5	11.0
RDS038-030-005-FL	38	9.0	14.0	11.0	11.5
RDS040-***-005-F*	40	9.5	14.5	11.5	12.0
RDS044-030-005-FL	44	10.5	15.5	12.5	13.0
RDS050-***-005-F*	50	12.0	17.0	14.0	14.5
RDS054-030-005-FL	54	12.5	18.0	15.0	15.5
RDS060-***-005-F*	60	14.5	19.5	16.5	17.0
RDS068-***-005-F*	68	16.5	21.5	18.5	19.0