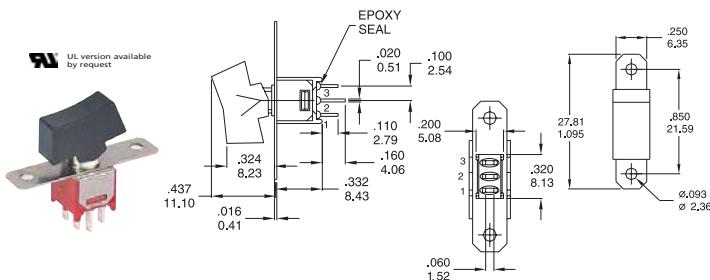


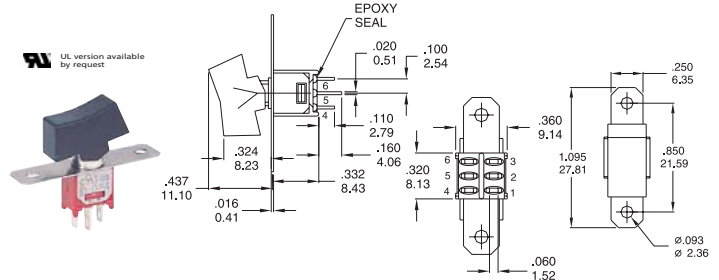
Rocker Switches

Sub-Miniature Rocker Switches

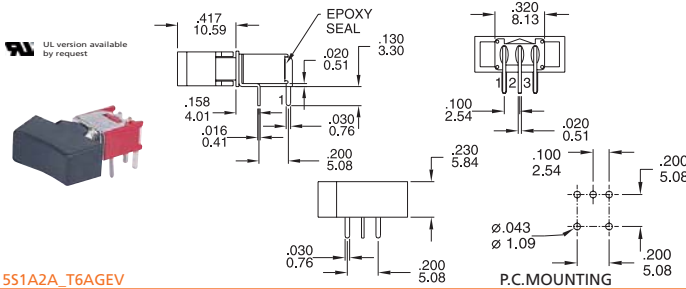
RK15 Series



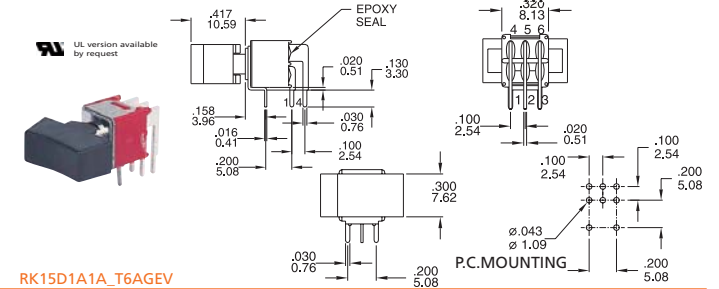
RK15S1A1A_T1AGEV



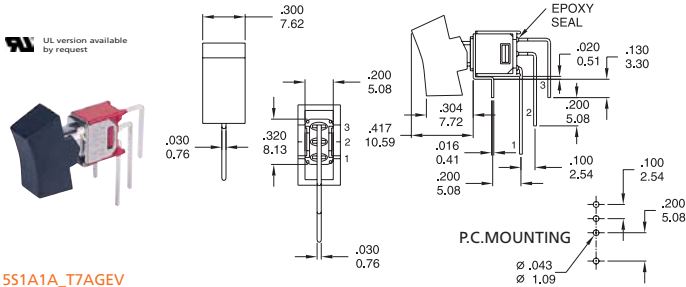
RK15D1A1A_T1AGEV



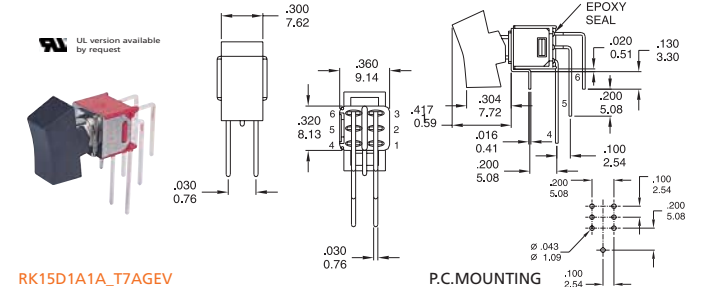
RK15S1A2A_T6AGEV



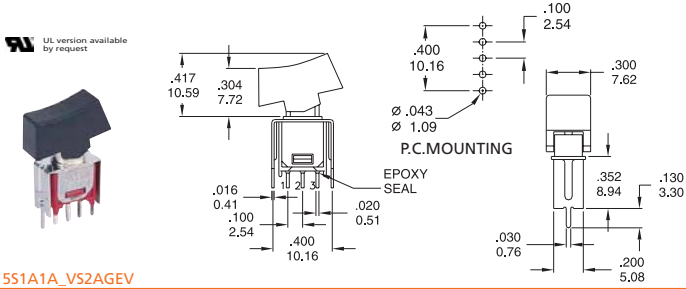
RK15D1A1A_T6AGEV



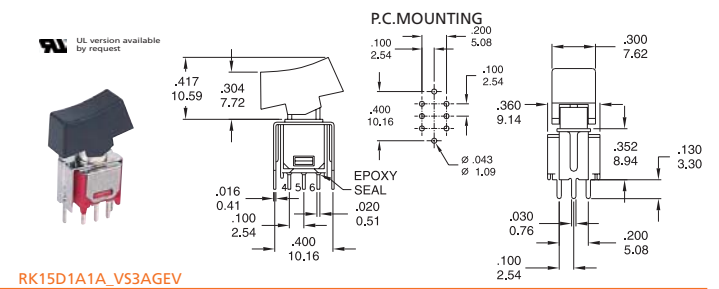
RK15S1A1A_T7AGEV



RK15D1A1A_T7AGEV



RK15S1A1A_VS2AGEV



RK15D1A1A_VS3AGEV

How to order:

RK15

1 POLES & SWITCH FUNCTION:

- S1 SP ON-NONE-ON
- S2 SP ON-NONE-MOM
- S3 SP ON-OFF-ON
- S4 SP MOM-OFF-MOM
- S5 SP ON-OFF-MOM
- S6 SP OFF-NONE-ON
- D1 DP ON-NONE-ON
- D2 DP ON-NONE-MOM
- D3 DP ON-OFF-ON
- D6 DP ON-ON-ON

2 ACTUATOR:

- A1 Rocker, 7.62mm wide
- A2 Rocker, 5.84mm wide

3 ACTUATOR COLOR

- | | | |
|---------------|----------|---------|
| A Black(Std.) | H Grey | B White |
| F Green | D Orange | C Red |
| E Yellow | K Brown | G Blue |

4 ACTUATOR MARKING

- | | |
|---|----------|
| A | E |
| B | F |
| C | G ON/OFF |
| D | H |

5 TERMINATIONS

- T1 Solder Lug
- T2 PC Thru Hole
- T5 Wire Wrap
- T6 PC Thru Hole Right Angle
- T6N PC Thru Hole Right Angle Snap-in
- T7 PC Thru Hole, Vertical Right Angle
- T7N PC Thru Hole, Vertical Right Angle Snap-in
- VS2 V-Bracket, Height=8.94mm
- V2N Snap-in V-Bracket, Height=8.94mm
- VS3 V-Bracket, Height=8.94mm
- V3N Snap-in V-Bracket, Height=8.94mm

6 CONTACT MATERIALS :

- AG Silver
- AU Gold
- UT Gold, Tin-Lead
- GT Silver, Tin-Lead
- UG Gold over Silver
- UGT Gold over Silver, Tin-Lead

7 SEAL:

- E Epoxy

8 ROHS & LEAD FREE

- V RoHS Compliant & Lead Free

General Specifications:

MATERIALS

- » Movable Contact & Fixed Terminals:
 - AG, GT, UG & UGT: Silver plated over copper alloy
 - AU & UT: Gold over nickel plated over copper alloy

MECHANICAL

- » Operating Temperature: -30°C to +85°C
- » Mechanical Life: 30,000 cycles

CONTACT RATING

- » AG, GT, UG & UGT: 3A120VAC/28VDC
1A250VAC
- » AU & UT: 0.4VA max. 20V max. (AC/DC)

ELECTRICAL

- » Contact Resistance: 20mΩ max. initial @ 2-4VDC
100mA for silver & gold plated contacts
- » Insulation Resistance: 1,000MΩ min.

Rocker Switches

Sub-Miniature Rocker Switches

RK15 Series

NO. POLES	MODEL NO.	SWITCH FUNCTION			CONNECTED TERMINALS / SCHEMATIC		
		POS.1	POS.2	POS.3	POS.1	POS.2	POS.3
SP	RK15S1	ON	NONE	ON	2-3	N/A	2-1
	RK15S2	ON	NONE	MOM			
	RK15S3	ON	OFF	ON	1-3 2(COMM)	OPEN	1-3 2(COMM)
	RK15S4	MOM	OFF	MOM			
	RK15S5	ON	OFF	MOM	OPEN	N/A	3-1
	RK15S6	OFF	NONE	ON			
DP	RK15D1	ON	NONE	ON	2-3,5-6 2(COMM) 5	N/A	2-1,5-4 2(COMM) 5
	RK15D2	ON	NONE	MOM			
	RK15D3	ON	OFF	ON	1-3 4-6	OPEN	1-3 4-6
	RK15D6	ON	ON	ON			

ACTUATOR OPTIONS

A1	A2
Std. all models except SPDT with T6 terminations	Std. on SPDT models with T6 terminations

TERMINAL OPTIONS

SP	DP
T1 Solde Lug	T2 P.C. Mount

SNAP-IN TERMINATION OPTIONS

T6N	T7N	V2N	V3N