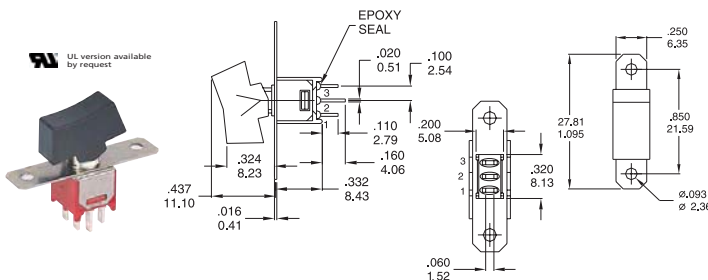


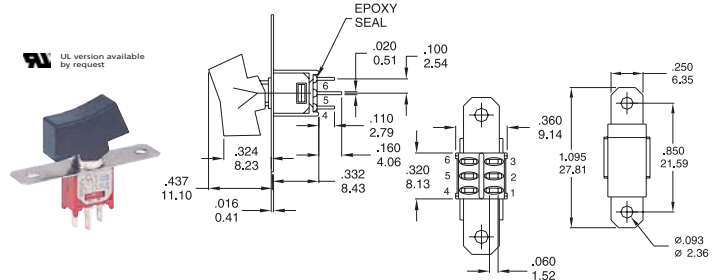
# Rocker Switches

## Sub-Miniature Rocker Switches

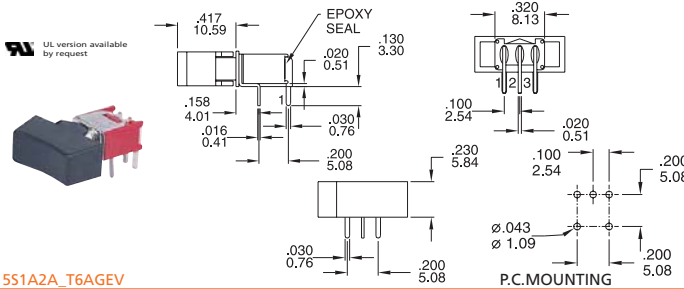
## RK15 Series



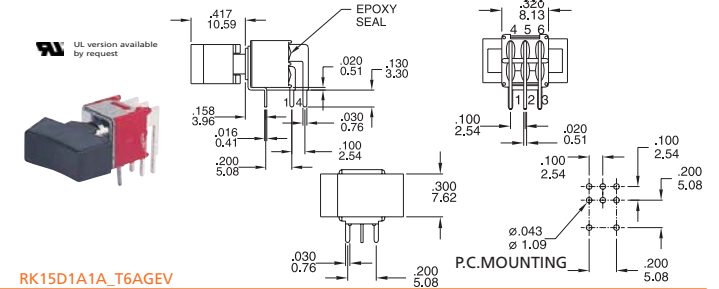
RK15S1A1A\_T1AGEV



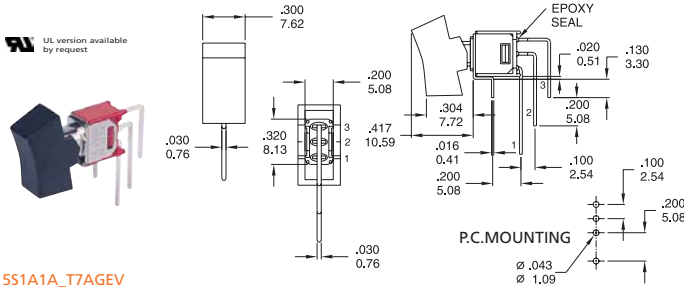
RK15D1A1A\_T1AGEV



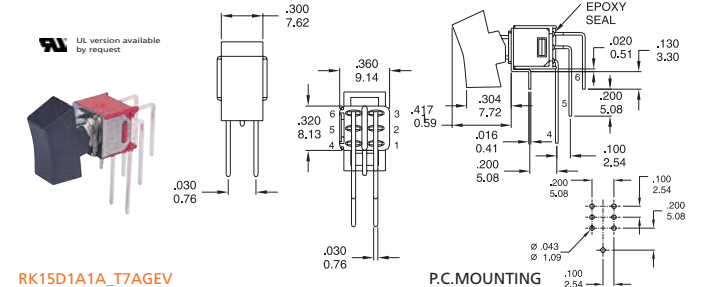
RK15S1A2A\_T6AGEV



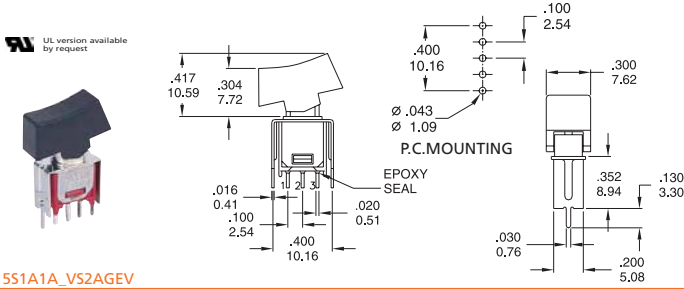
RK15D1A1A\_T6AGEV



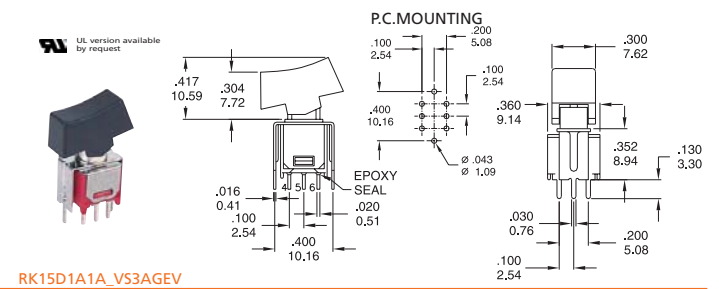
RK15S1A1A\_T7AGEV



RK15D1A1A\_T7AGEV



RK15S1A1A\_VS2AGEV



RK15D1A1A\_VS3AGEV

### How to order:

RK15

#### 1 POLES & SWITCH FUNCTION:

- S1 SP ON-NONE-ON
- S2 SP ON-NONE-MOM
- S3 SP ON-OFF-ON
- S4 SP MOM-OFF-MOM
- S5 SP ON-OFF-MOM
- S6 SP OFF-NONE-ON
- D1 DP ON-NONE-ON
- D2 DP ON-NONE-MOM
- D3 DP ON-OFF-ON
- D6 DP ON-ON-ON

#### 2 ACTUATOR:

- A1 Rocker, 7.62mm wide
- A2 Rocker, 5.84mm wide

#### 3 ACTUATOR COLOR

- |               |          |         |
|---------------|----------|---------|
| A Black(Std.) | H Grey   | B White |
| F Green       | D Orange | C Red   |
| E Yellow      | K Brown  | G Blue  |

#### 4 ACTUATOR MARKING

- |   |          |
|---|----------|
| A | E        |
| B | F        |
| C | G ON/OFF |
| D | H        |

#### 5 TERMINATIONS

- T1 Solder Lug
- T2 PC Thru Hole
- T5 Wire Wrap
- T6 PC Thru Hole Right Angle
- T6N PC Thru Hole Right Angle Snap-in
- T7 PC Thru Hole, Vertical Right Angle
- T7N PC Thru Hole, Vertical Right Angle Snap-in
- VS2 V-Bracket, Height=8.94mm
- V2N Snap-in V-Bracket, Height=8.94mm
- VS3 V-Bracket, Height=8.94mm
- V3N Snap-in V-Bracket, Height=8.94mm

#### 6 CONTACT MATERIALS :

- AG Silver
- AU Gold
- UT Gold, Tin-Lead
- GT Silver, Tin-Lead
- UG Gold over Silver
- UGT Gold over Silver, Tin-Lead

#### 7 SEAL:

- E Epoxy

#### 8 ROHS & LEAD FREE

- V RoHS Compliant & Lead Free

### General Specifications:

#### MATERIALS

- » Movable Contact & Fixed Terminals:
  - AG, GT, UG & UGT: Silver plated over copper alloy
  - AU & UT: Gold over nickel plated over copper alloy

#### MECHANICAL

- » Operating Temperature: -30°C to +85°C
- » Mechanical Life: 30,000 cycles

#### CONTACT RATING

- » AG, GT, UG & UGT: 3A120VAC/28VDC  
1A250VAC
- » AU & UT: 0.4VA max. 20V max. (AC/DC)

#### ELECTRICAL

- » Contact Resistance: 20mΩ max. initial @ 2-4VDC  
100mA for silver & gold plated contacts
- » Insulation Resistance: 1,000MΩ min.

# Rocker Switches

## Sub-Miniature Rocker Switches

## RK15 Series

NO. POLES	MODEL NO.	SWITCH FUNCTION			CONNECTED TERMINALS / SCHEMATIC		
		POS.1	POS.2	POS.3	POS.1	POS.2	POS.3
SP	RK15S1	ON	NONE	ON	2-3	N/A	2-1
	RK15S2	ON	NONE	MOM			
	RK15S3	ON	OFF	ON	1-3 2(COMM)	OPEN	1-3 2(COMM)
	RK15S4	MOM	OFF	MOM			
	RK15S5	ON	OFF	MOM	OPEN	N/A	3-1
	RK15S6	OFF	NONE	ON			
DP	RK15D1	ON	NONE	ON	2-3,5-6 2(COMM) 5	N/A	2-1,5-4 2(COMM) 5
	RK15D2	ON	NONE	MOM			
	RK15D3	ON	OFF	ON	1-3 4-6	OPEN	1-3 4-6
	RK15D6	ON	ON	ON			

### ACTUATOR OPTIONS

<p style="text-align: center;"><b>A1</b></p> <p style="text-align: center;">Std. all models except SPDT with T6 terminations</p>	<p style="text-align: center;"><b>A2</b></p> <p style="text-align: center;">Std. on SPDT models with T6 terminations</p>
--	--

### TERMINAL OPTIONS

<p style="text-align: center;"><b>SP</b>      <b>DP</b></p> <p style="text-align: center;"><b>T1</b> Solde Lug</p>	<p style="text-align: center;"><b>SP</b>      <b>DP</b></p> <p style="text-align: center;"><b>T2</b> P.C. Mount</p>
--	---

### SNAP-IN TERMINATION OPTIONS

<p style="text-align: center;"><b>T6N</b></p>	<p style="text-align: center;"><b>T7N</b></p>	<p style="text-align: center;"><b>V2N</b></p>	<p style="text-align: center;"><b>V3N</b></p>
---	---	---	---