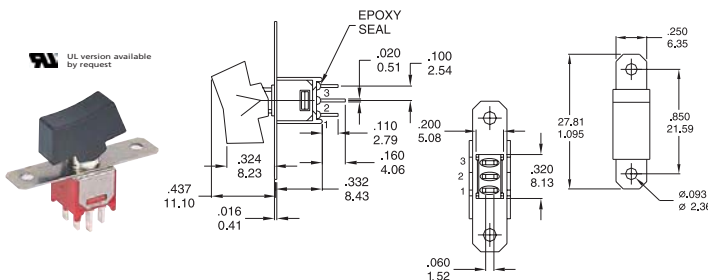


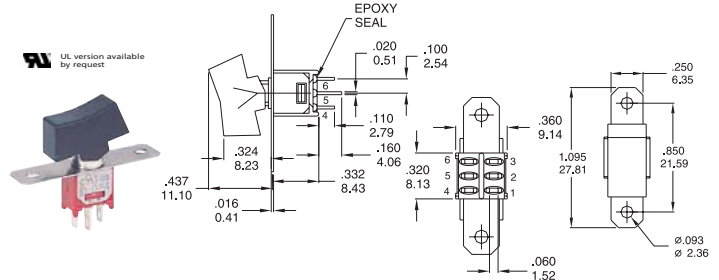
Rocker Switches

Sub-Miniature Rocker Switches

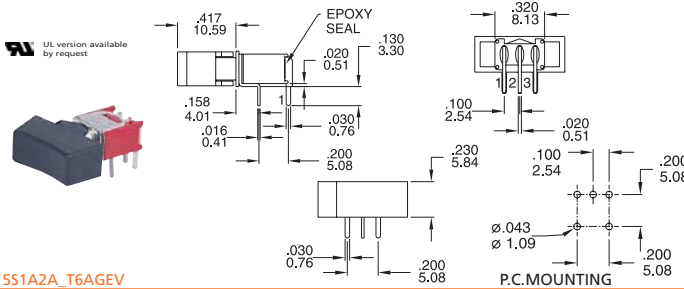
RK15 Series



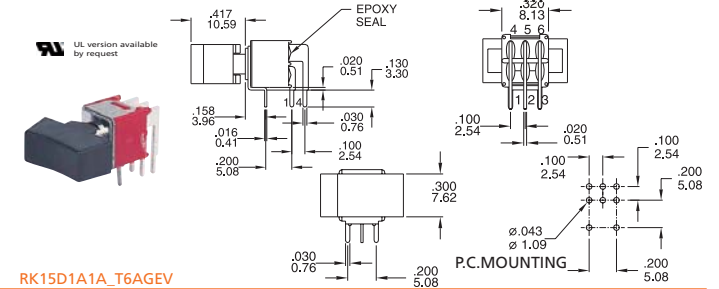
RK15S1A1A_T1AGEV



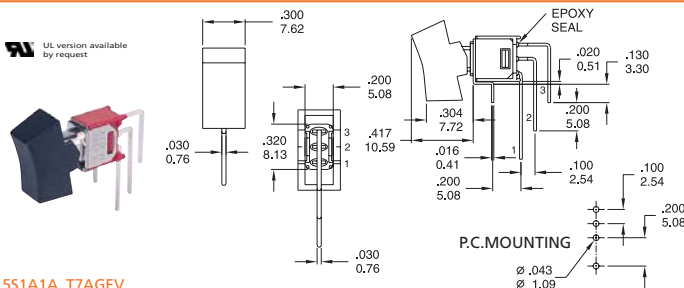
RK15D1A1A_T1AGEV



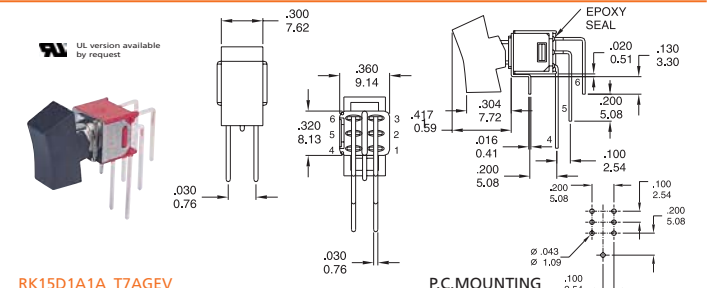
RK15S1A2A_T6AGEV



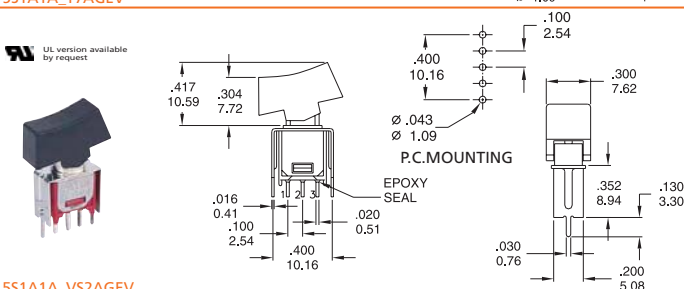
RK15D1A1A_T6AGEV



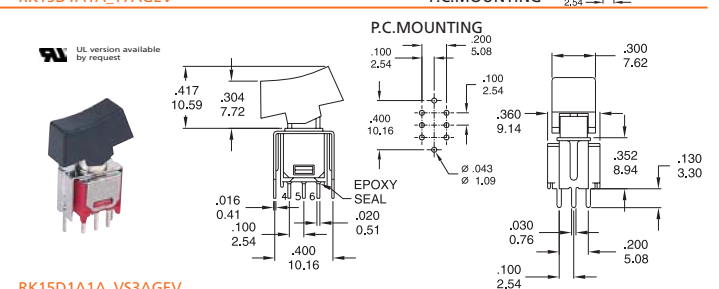
RK15S1A1A_T7AGEV



RK15D1A1A_T7AGEV



RK15S1A1A_VS2AGEV



RK15D1A1A_VS3AGEV

How to order:

RK15

1 POLES & SWITCH FUNCTION:

- S1 SP ON-NONE-ON
- S2 SP ON-NONE-MOM
- S3 SP ON-OFF-ON
- S4 SP MOM-OFF-MOM
- S5 SP ON-OFF-MOM
- S6 SP OFF-NONE-ON
- D1 DP ON-NONE-ON
- D2 DP ON-NONE-MOM
- D3 DP ON-OFF-ON
- D6 DP ON-ON-ON

2 ACTUATOR:

- A1 Rocker, 7.62mm wide
- A2 Rocker, 5.84mm wide

3 ACTUATOR COLOR

- | | | |
|---------------|----------|---------|
| A Black(Std.) | H Grey | B White |
| F Green | D Orange | C Red |
| E Yellow | K Brown | G Blue |

4 ACTUATOR MARKING

- | | |
|---|----------|
| A | E |
| B | F |
| C | G ON/OFF |
| D | H |

5 TERMINATIONS

- T1 Solder Lug
- T2 PC Thru Hole
- T5 Wire Wrap
- T6 PC Thru Hole Right Angle
- T6N PC Thru Hole Right Angle Snap-in
- T7 PC Thru Hole, Vertical Right Angle
- T7N PC Thru Hole, Vertical Right Angle Snap-in
- VS2 V-Bracket, Height=8.94mm
- V2N Snap-in V-Bracket, Height=8.94mm
- VS3 V-Bracket, Height=8.94mm
- V3N Snap-in V-Bracket, Height=8.94mm

6 CONTACT MATERIALS :

- AG Silver
- AU Gold
- UT Gold, Tin-Lead
- GT Silver, Tin-Lead
- UG Gold over Silver
- UGT Gold over Silver, Tin-Lead

7 SEAL:

- E Epoxy

8 ROHS & LEAD FREE

- V RoHS Compliant & Lead Free

General Specifications:

MATERIALS

- » Movable Contact & Fixed Terminals:
 - AG, GT, UG & UGT: Silver plated over copper alloy
 - AU & UT: Gold over nickel plated over copper alloy

MECHANICAL

- » Operating Temperature: -30°C to +85°C
- » Mechanical Life: 30,000 cycles

CONTACT RATING

- » AG, GT, UG & UGT: 3A120VAC/28VDC
1A250VAC
- » AU & UT: 0.4VA max. 20V max. (AC/DC)

ELECTRICAL

- » Contact Resistance: 20mΩ max. initial @ 2-4VDC
100mA for silver & gold plated contacts
- » Insulation Resistance: 1,000MΩ min.

Rocker Switches

Sub-Miniature Rocker Switches

RK15 Series

NO. POLES	MODEL NO.	SWITCH FUNCTION			CONNECTED TERMINALS / SCHEMATIC		
		POS.1	POS.2	POS.3	POS.1	POS.2	POS.3
SP	RK15S1	ON	NONE	ON	2-3	N/A	2-1
	RK15S2	ON	NONE	MOM			
	RK15S3	ON	OFF	ON	1-3 2(COMM)	OPEN	1-3 2(COMM)
	RK15S4	MOM	OFF	MOM			
	RK15S5	ON	OFF	MOM	OPEN	N/A	3-1
	RK15S6	OFF	NONE	ON			
DP	RK15D1	ON	NONE	ON	2-3,5-6 2(COMM) 5	N/A	2-1,5-4 2(COMM) 5
	RK15D2	ON	NONE	MOM			
	RK15D3	ON	OFF	ON	1-3 4-6	OPEN	1-3 4-6
	RK15D6	ON	ON	ON			

ACTUATOR OPTIONS

<p>A1</p> <p>Std. all models except SPDT with T6 terminations</p>	<p>A2</p> <p>Std. on SPDT models with T6 terminations</p>
--	--

TERMINAL OPTIONS

<p>SP</p> <p>DP</p> <p>T1 Solde Lug</p>	<p>SP</p> <p>DP</p> <p>T2 P.C. Mount</p>
--	---

SNAP-IN TERMINATION OPTIONS

<p>T6N</p>	<p>T7N</p>	<p>V2N</p>	<p>V3N</p>
-------------------	-------------------	-------------------	-------------------