

Features

Unregulated Converters

- Single Output Rail
- Industry Standard Pinout
- 1kVDC & 2kVDC Isolation
- High Efficiency for Low Power Applications
- UL94V-0 Package Material
- Optional Continuous Short Circuit Protected
- Fully Encapsulated
- Efficiency to 80%

ECONOLINE

DC/DC-Converter

RM & RL Series

0.25 Watt

SIP4 & DIP8

Single Output

Selection Guide

Part Number	Input Voltage (VDC)	Output Voltage (VDC)	Output Current (mA)	Efficiency (%)	
SIP 4	DIP8 (2kV)	(VDC)	(mA)	(%)	
RM-xx1.8S	RL-xx1.8S (H)	1.8, 3.3, 5, 9, 12, 15, 24	1.8	139	70
RM-xx3.3S	RL-xx3.3S (H)	1.8, 3.3, 5, 9, 12, 15, 24	3.3	76	65-70
RM-xx05S	RL-xx05S (H)	1.8, 3.3, 5, 9, 12, 15, 24	5	50	66-72
RM-xx09S	RL-xx09S (H)	1.8, 3.3, 5, 9, 12, 15, 24	9	28	70-72
RM-xx12S	RL-xx12S (H)	1.8, 3.3, 5, 9, 12, 15, 24	12	21	70-72
RM-xx15S	RL-xx15S (H)	1.8, 3.3, 5, 9, 12, 15, 24	15	17	70-76
RM-xx24S	RL-xx24S (H)	1.8, 3.3, 5, 9, 12, 15, 24	24	10	70-80

xx = Input Voltage

* add Suffix "P" for Continuous Short Circuit Protection, e.g. RM-051.8S/P, RM-051.8S/HP

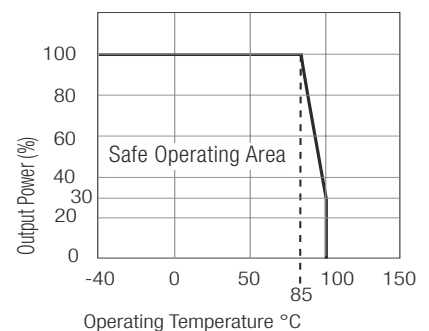


EN-60950-1 Certified

Specifications (Core Operating Area)

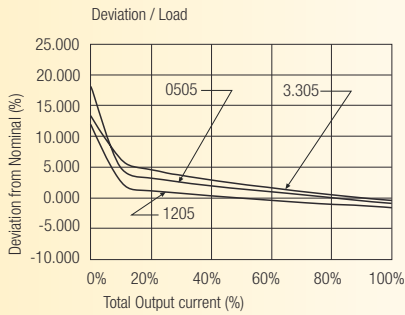
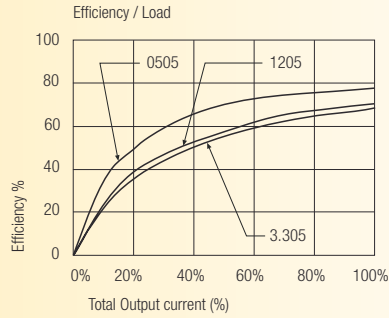
Input Voltage Range			±10%
Output Voltage Accuracy			±5%
Line Voltage Regulation			1.2%/1% of Vin typ.
Load Voltage Regulation (10% to 100% full load)	1.8V, 3.3V output types		20% max.
	5V output type		15% max.
	9V, 12V, 15V, 24V output types		10% max.
Output Ripple and Noise (20MHz limited)			50mVp-p max.
Operating Frequency			50kHz min. / 90kHz typ. / 105kHz max.
Efficiency at Full Load			65% min. / 75% typ.
No Load Power Consumption			45mW min. / 75mW typ. / 155mW max.
Isolation Voltage	(tested for 1 second)		1000VDC min.
Rated Working Voltage	(long term isolation)		see Application Notes
Isolation Voltage	H-Suffix (tested for 1 second)		2000VDC min.
Rated Working Voltage	H-Suffix (long term isolation)		see Application Notes
Isolation Capacitance			25pF min. / 82pF max.
Isolation Resistance			10 GΩ min.
Short Circuit Protection			1 Second
P-Suffix			Continuous
Operating Temperature Range (free air convection)			-40°C to +85°C (see Graph)
Storage Temperature Range			-55°C to +125°C
Relative Humidity			95% RH
Package Weight	RM types		1.4g
	RL types		1.8g
MTBF (+25°C)	} Detailed Information see Application Notes chapter "MTBF"	using MIL-HDBK 217F	1327 x 10 ³ hours
(+85°C)		using MIL-HDBK 217F	302 x 10 ³ hours

Derating-Graph (Ambient Temperature)

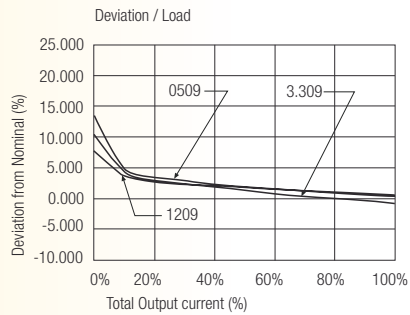
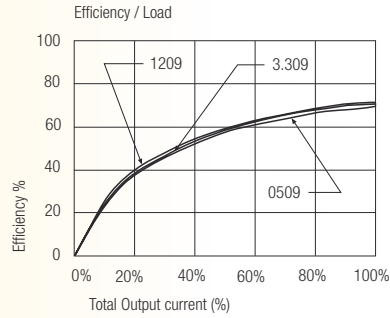


Typical Characteristics

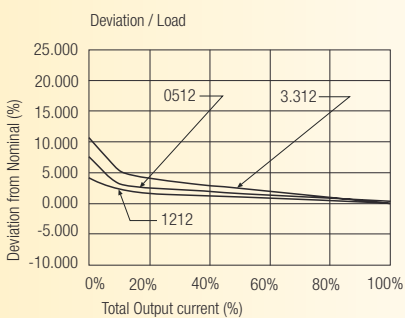
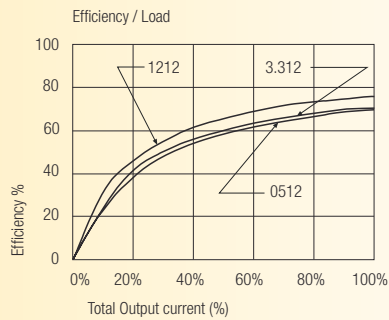
RM/RL-xx05S



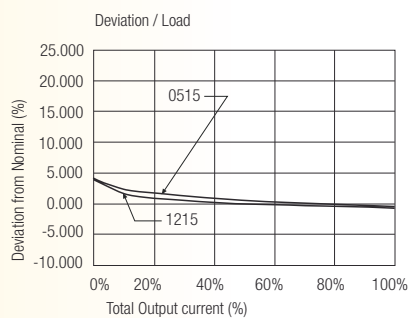
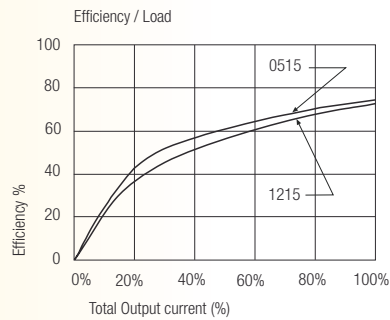
RM/RL-xx09S



RM/RL-xx12S


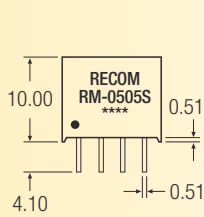


RM/RL-xx15S

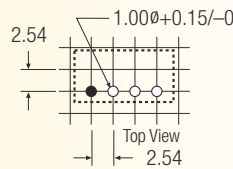
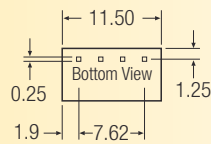


Package Style and Pinning (mm)

4 PIN SIP Package



Recommended Footprint Details

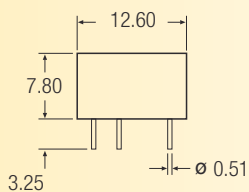


RM Pin Connections

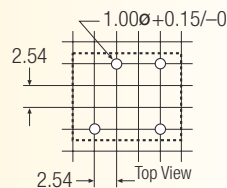
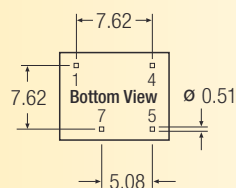
Pin #	Single
1	-Vin
2	+Vin
3	-Vout
4	+Vout

XX.X ± 0.5 mm
XX.XX ± 0.25 mm

8 PIN DIP Package



Recommended Footprint Details



RL Pin Connections

Pin #	Single
1	-Vin
4	+Vin
5	+Vout
7	-Vout

XX.X ± 0.5 mm
XX.XX ± 0.25 mm