



O/E/N 76

MINI AUTOMOTIVE RELAY

FEATURES

- High Switching Capacity
- Minimum Space requirement
- Low Profile
- Open & Sealed versions
- Twin Relay Versions available

APPLICATION

- Direction Indicators
- Wiper Control
- Fuel pump
- Central Locking
- Window winding motors
- Air Conditioning

TECHNICAL DATA FOR CONTACT SIDE :

Model	76S1/76S3	76T	76S2
Areas of Application	RESISTIVE / INDUCTIVE / HEAD LAMP LOADS		INDICATOR LAMP LOAD
Contact Configuration	1A/1U/1C	2x1A/2x1U/2x1C	1A/1U
Contact Material	Silver Nickel/Silver Tin Oxide		Palladium copper*/ Silver Nickel
Contact Rating at 23°C (Res) 12VDC	20/10A	2x20/10A	
Lamp Load at 14VDC	60W**	2x60W	80W
Electrical Life Operations Min.	1×10^5	1×10^5	5×10^5
Mechanical Life Operations Min.	1×10^7	1×10^7	1×10^7
Contact Voltage Drop at 10 A (Min)	60mV	60mV	100mV
Maximum Switching Current @ 12.8 VDC For 3 Sec.	50A	50A	50A

*The moving contact (Pdcu) must be connected to positive potential

** For 1U version with AgSnO2 contacts. Expected electrical life is 2×10^6 operations

GENERAL DATA FOR COIL SIDE

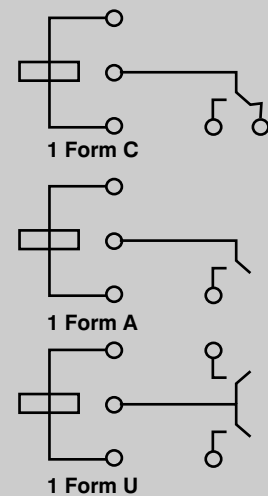
Nominal Coil Power	: 1.2W (Approx)
Operating Power	: 0.68W (Approx)
Operate Time***	: 5 milli Seconds
Release Time***	: 3 milli Seconds

*** At nominal voltage without coil suppression (excluding bounce)

OPERATING CONDITIONS

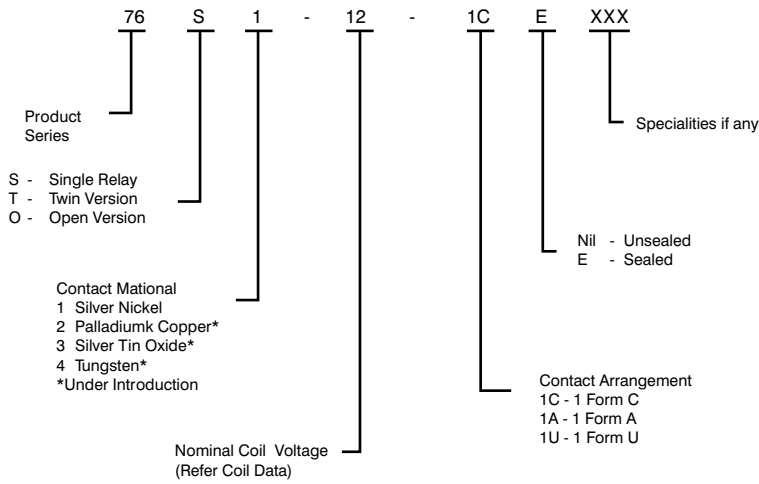
Ambient Temperature	: -25°C to +85°C
Dielectric Strength	: 500VRMS
Insulation Resistance	: 100 Meg. Ohms Min. At 500 VDC, -25°C RH 50
Vibration Resistance (without change in the switching state > 10μS)	: 10-50Hz 4.4g
Shock Resistance (without change in the switching state > 10μS)	: 30g, 8mS

CIRCUIT DIAGRAM



View : Terminal Side

HOW TO ORDER

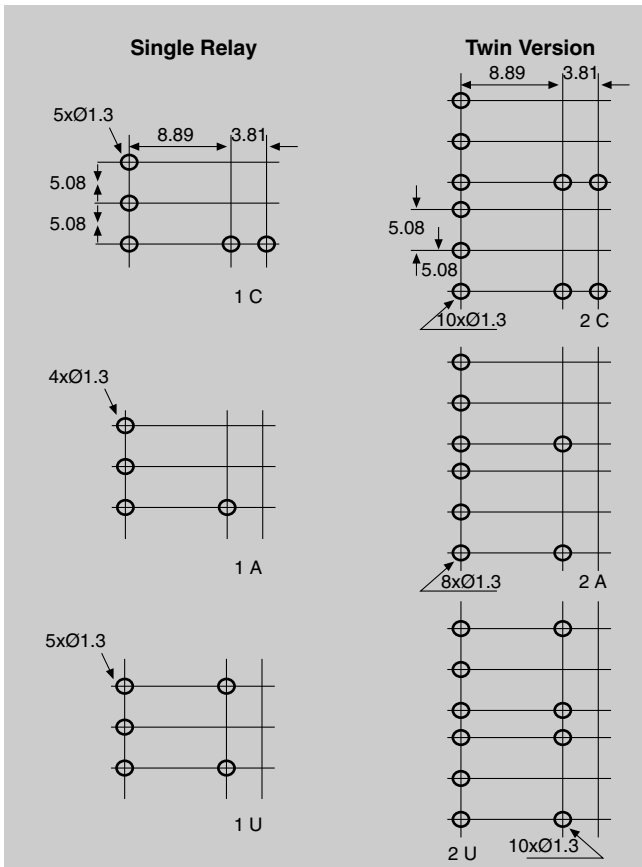


COIL DATA

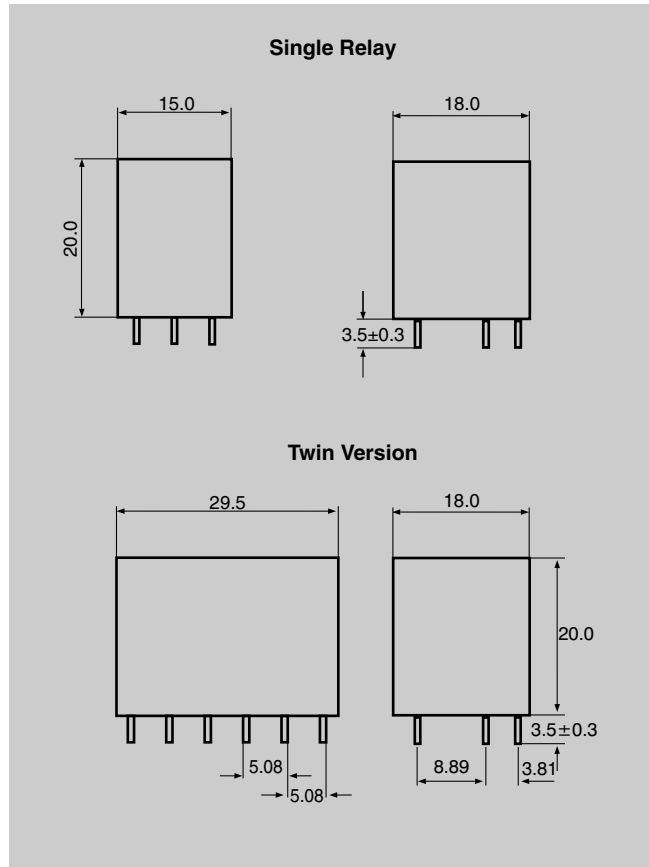
Nominal Voltage VDC	*Pick-up Voltage VDC (Max)	Drop-out Voltage VDC (Min)	Coil Resistance Ohms $\pm 10\%$
5	3.75	0.5	25
6	4.50	0.6	30
12	9.00	1.2	130
24	18.00	2.4	570

*Lower pick-up Voltages available on request

DRILLING PATTERN



DIMENSIONS



AVAILABLE ON REQUEST

- Special coil resistance & pick-up
- Special contact material
- For other custom solutions consult factory

*Depending on the contact material & contact configuration electrical life will vary. Consult Factory before finalising the part number