

1. PART NO. EXPRESSION :

SDB1608 - 1R0MF - □ □

(a) (b) (c) (d)(e) (f)

(a) Series code

(b) Dimension code

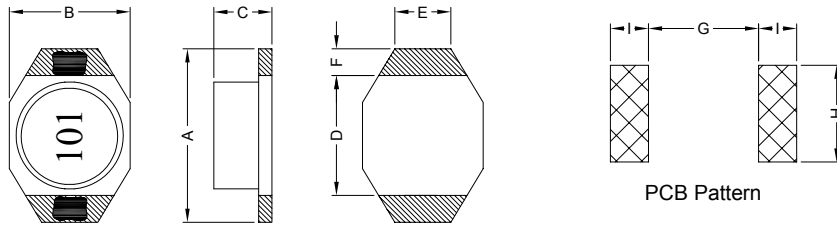
(c) Inductance code : 1R0 = 1.0uH

(d) Tolerance code : K = ±10%, M = ±20%

(e) F : RoHS Compliant

(f) 11 ~ 99 : Internal controlled number

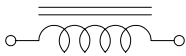
2. CONFIGURATION & DIMENSIONS :



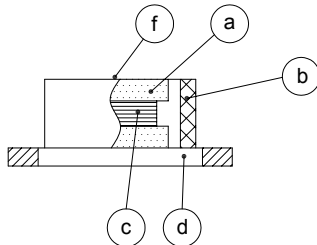
Unit:m/m

A	B	C	D	E	F	G	H	I
6.60 Max.	4.45 Max.	2.92 Max.	4.32 Ref.	1.27 Ref.	1.02 Ref.	4.06 Ref.	3.56 Ref.	1.40 Ref.

3. SCHEMATIC :



4. MATERIALS :



(a) Core : DR Ferrite Core

(b) Core : RI Ferrite Core

(c) Wire : Enamelled Copper Wire

(d) Base : Ceramic Base

(e) Adhesive : Epoxy

(f) Ink : Bon Margue

5. GENERAL SPECIFICATION :

a) Ambient temp. : 20°C

b) Temp. rise : 40°C Max.

c) Operating temp. : -40°C to +85°C



RoHS Compliant

NOTE : Specifications subject to change without notice. Please check our website for latest information.

18.10.2010



SUPERWORLD ELECTRONICS (S) PTE LTD

6. ELECTRICAL CHARACTERISTICS :

Part No.	Inductance (µH)	Test Frequency (Hz)	Q Min.	Test Frequency (Hz)	SRF (MHz) Typ.	RDC (Ω) Max.	I _{rms} (A)
SDB1608-1R0MF-□□	1.0±20%	0.1V / 100K	30	0.1V / 200K	250	0.040	3.0
SDB1608-1R5MF-□□	1.5±20%	0.1V / 100K	30	0.1V / 200K	125	0.045	2.3
SDB1608-2R2MF-□□	2.2±20%	0.1V / 100K	40	0.1V / 200K	120	0.050	1.8
SDB1608-3R3MF-□□	3.3±20%	0.1V / 100K	40	0.1V / 200K	120	0.055	1.6
SDB1608-4R7MF-□□	4.7±20%	0.1V / 100K	40	0.1V / 200K	105	0.060	1.4
SDB1608-6R8MF-□□	6.8±20%	0.1V / 100K	40	0.1V / 200K	50	0.065	1.2
SDB1608-100MF-□□	10.0±20%	0.1V / 100K	40	0.1V / 200K	38	0.075	1.0
SDB1608-150MF-□□	15.0±20%	0.1V / 100K	40	0.1V / 100K	33	0.090	0.80
SDB1608-220MF-□□	22.0±20%	0.1V / 100K	40	0.1V / 100K	25	0.110	0.70
SDB1608-330MF-□□	33.0±20%	0.1V / 100K	40	0.1V / 100K	20	0.190	0.60
SDB1608-470MF-□□	47.0±20%	0.1V / 100K	40	0.1V / 100K	20	0.230	0.50
SDB1608-680MF-□□	68.0±20%	0.1V / 100K	40	0.1V / 100K	15	0.290	0.40
SDB1608-101KF-□□	100.0±10%	0.1V / 100K	40	0.1V / 100K	10	0.480	0.30
SDB1608-151KF-□□	150.0±10%	0.1V / 100K	40	0.1V / 100K	9	0.590	0.26
SDB1608-221KF-□□	220.0±10%	0.1V / 100K	40	0.1V / 100K	6	0.900	0.22
SDB1608-331KF-□□	330.0±10%	0.1V / 100K	40	0.1V / 100K	5	1.400	0.20
SDB1608-471KF-□□	470.0±10%	0.1V / 100K	40	0.1V / 100K	4	1.800	0.19
SDB1608-681KF-□□	680.0±10%	0.1V / 100K	40	0.1V / 100K	3	2.200	0.18
SDB1608-102KF-□□	1000.0±10%	0.1V / 100K	40	0.1V / 100K	2	3.400	0.15
SDB1608-152KF-□□	1500.0±10%	0.1V / 100K	50	0.1V / 100K	2	4.200	0.12
SDB1608-222KF-□□	2200.0±10%	0.1V / 100K	50	0.1V / 100K	2	8.500	0.10
SDB1608-332KF-□□	3300.0±10%	0.1V / 100K	50	0.1V / 100K	1	11.000	0.08
SDB1608-472KF-□□	4700.0±10%	0.1V / 100K	50	0.1V / 100K	1	13.900	0.06
SDB1608-682KF-□□	6800.0±10%	0.1V / 100K	50	0.1V / 100K	1	25.000	0.04
SDB1608-103KF-□□	10000.0±10%	0.1V / 100K	50	0.1V / 100K	0.8	32.800	0.02



RoHS Compliant

NOTE : Specifications subject to change without notice. Please check our website for latest information.

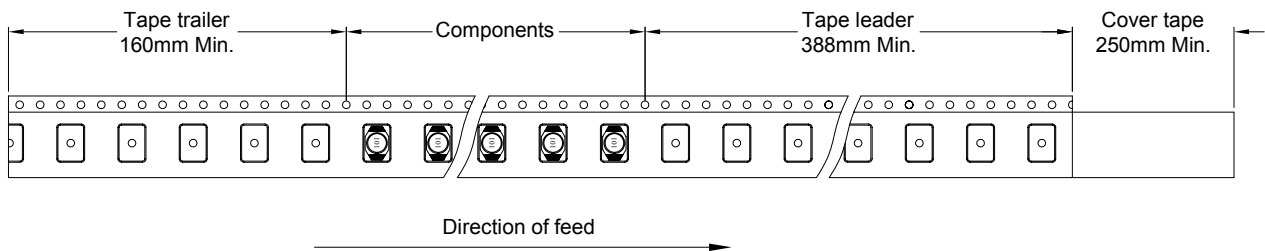
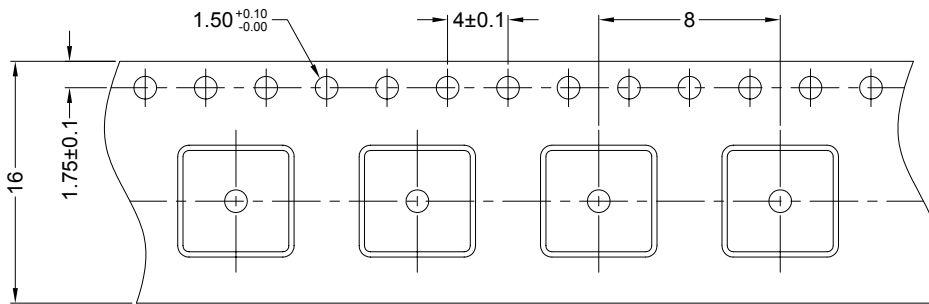
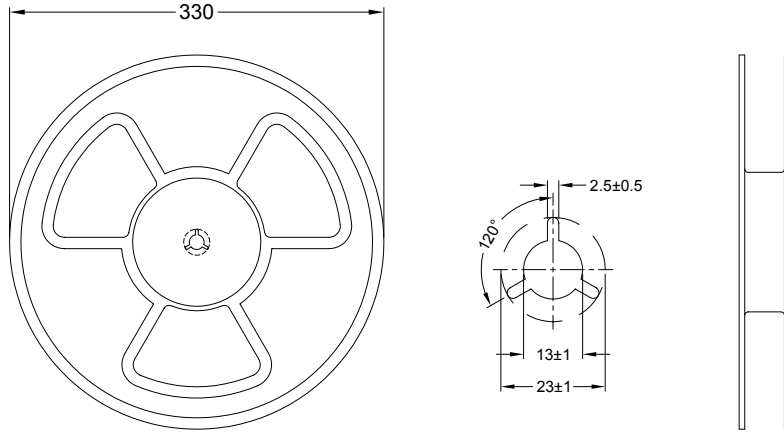
18.10.2010



SUPERWORLD ELECTRONICS (S) PTE LTD

7. PACKAGING INFORMATION : (Unit : mm)

7-1. Reel & Tape Dimension



7-2. Quantity & G.W. per package

SERIES	INNER : REEL			OUTER : CARTON		
	Q'TY (PCS)	G.W. (Kg)	STYLE	Q'TY (PCS)	G.W. (Kg)	SIZE (cm)
SDB1608	2000	0.82	13-16	32000	17	36 x 36 x 40



RoHS Compliant

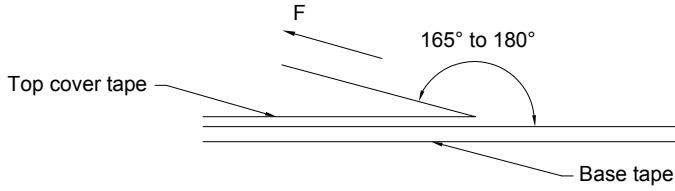
NOTE : Specifications subject to change without notice. Please check our website for latest information.

18.10.2010



SUPERWORLD ELECTRONICS (S) PTE LTD

7-3. Tearing Off Force



The force for tearing off cover tape is 10 to 60 grams in the arrow direction.



RoHS Compliant

NOTE : Specifications subject to change without notice. Please check our website for latest information.

18.10.2010



SUPERWORLD ELECTRONICS (S) PTE LTD