

Features

1. Effective in suppressing noise at high frequencies.
2. Suited for preventing the abnormal oscillation from high frequency amplifying circuits.
3. Excellent solder heat resistance for soldering.
4. High reliability in the circuits of high current.
5. Lead Free (RoHS Compliance)

Applications

1. Noise suppression in digital equipments.
2. Computers and peripheral devices, VCR and camera.
3. Noise suppression in automotive electronic equipment, car stereo, car engine controller.
4. Noise suppression for OA electronic instruments.

Ordering Information

SHB - **1** **M** **1005** - **121** **J** **T**
 (1) (2) (3) (4) (5) (6)

(1) Series

SHB : For Signal line

(2) Material & Design

S : For high speed
 M : For high impedance type
 T : For Low speed

(3) Dimension

First two digits : length (mm)
 Last two digits : width (mm)

(4) Impedance (at 100MHz)

First two digits are impedance values.
 Last digit is the number of zeros

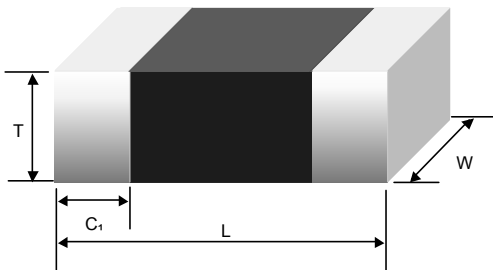
(5) Termination

J : Nickel barrier

(6) Packaging

B : Bulk package
 T : Tape & Reel (Φ178mm [7 inches])
 L : Tape & Reel (Φ254mm [10 inches])

Shape and Dimensions



Unit : mm [inches]

Type	L	W	T	C
SHB-1□1005-	1.0±0.05 [.039±.002]	0.5±0.05 [.020±.002]	0.5±0.05 [.020±.002]	0.20±0.10 [.008±.004]

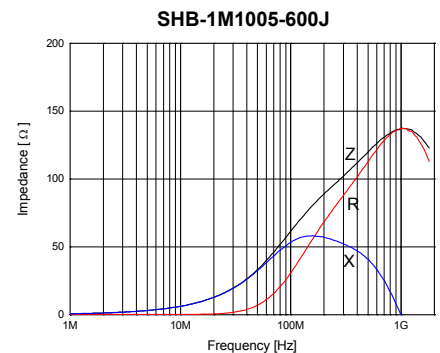
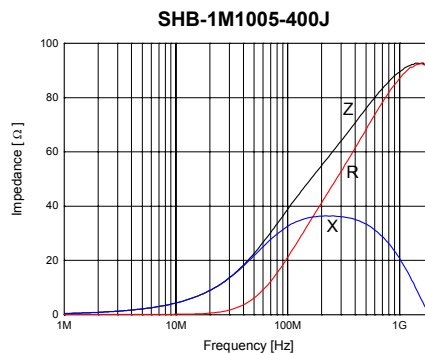
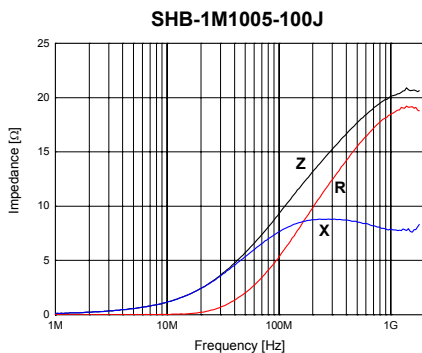
Electrical Parameters

Part No.	IZI at 100MHz(Ω)		DC Resistance (Ω) max.	Rated current (mA) max.
	typ.	min.		
SHB-1M1005-100□□	10	7.5	0.05	1000
SHB-1M1005-400□□	40	30	0.15	900
SHB-1M1005-600□□	60	45	0.20	650
SHB-1M1005-800□□	80	60	0.20	650
SHB-1M1005-121□□	120	90	0.30	500
SHB-1M1005-221□□	220	165	0.35	500
SHB-1M1005-301□□	300	225	0.45	400
SHB-1M1005-471□□	470	355	0.55	300
SHB-1M1005-601□□	600	450	0.60	300
SHB-1M1005-102□□	1000	750	1.30	250
SHB-1T1005-100□□	10	7.5	0.05	1000
SHB-1T1005-260□□	26	19.5	0.10	900
SHB-1T1005-400□□	40	30	0.10	900
SHB-1T1005-600□□	60	45	0.20	650
SHB-1T1005-700□□	70	53	0.20	650
SHB-1T1005-800□□	80	60	0.25	550
SHB-1T1005-121□□	120	90	0.25	500
SHB-1T1005-221□□	220	165	0.35	500
SHB-1T1005-241□□	240	180	0.40	400
SHB-1T1005-301□□	300	225	0.45	400
SHB-1T1005-601□□	600	450	0.60	400
SHB-1S1005-100□□	10	7.5	0.10	500
SHB-1S1005-300□□	30	23	0.20	400
SHB-1S1005-600□□	60	45	0.30	350
SHB-1S1005-101□□	100	75	0.35	300
SHB-1S1005-121□□	120	90	0.40	300

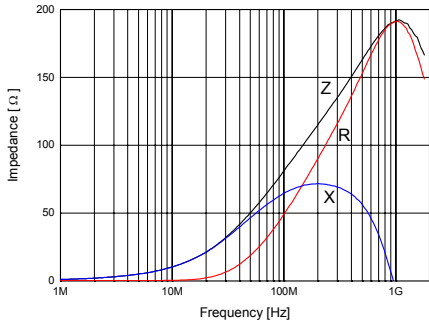
※ Parts with other electrical characteristics available upon request.

※ Test equipment : HP4291 + HP16192A

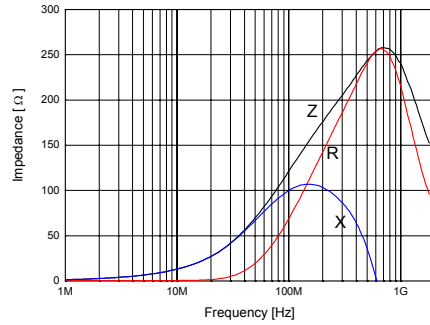
Electrical Characteristic Curves



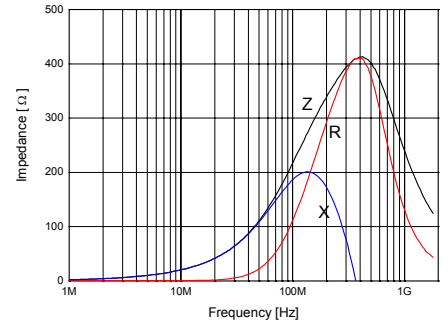
SHB-1M1005-800J



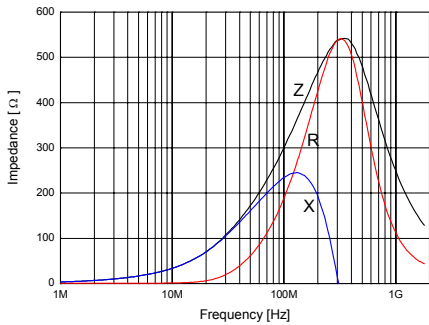
SHB-1M1005-121J



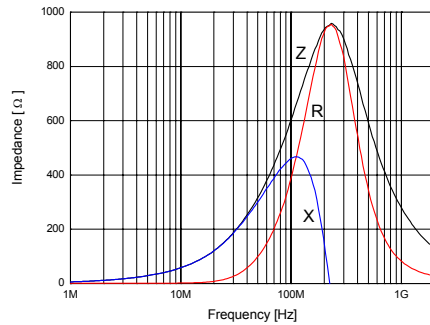
SHB-1M1005-221J



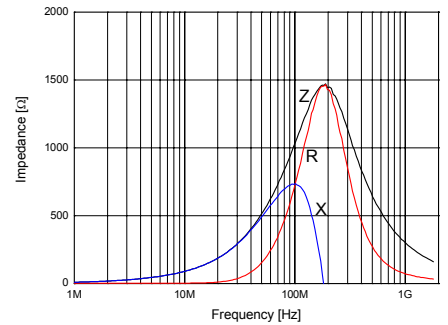
SHB-1M1005-301J



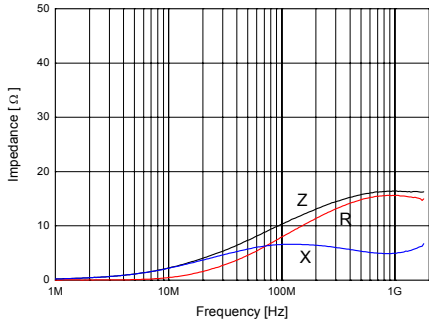
SHB-1M1005-601J



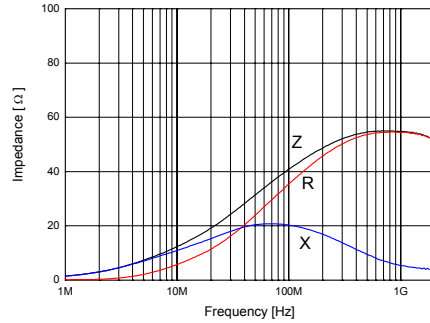
SHB-1M1005-102J



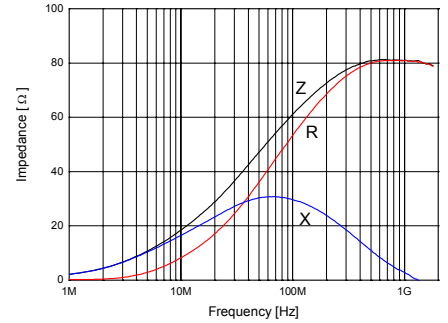
SHB-1T1005-100J



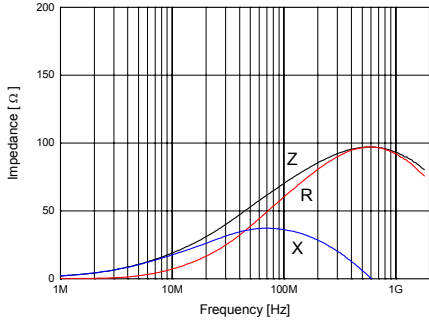
SHB-1T1005-400J



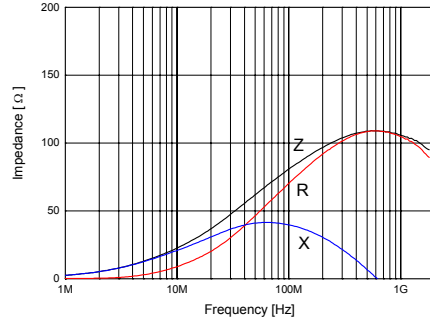
SHB-1T1005-600J



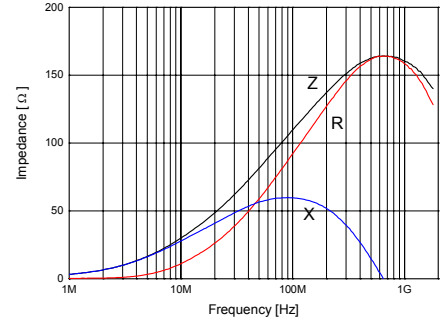
SHB-1T1005-700J



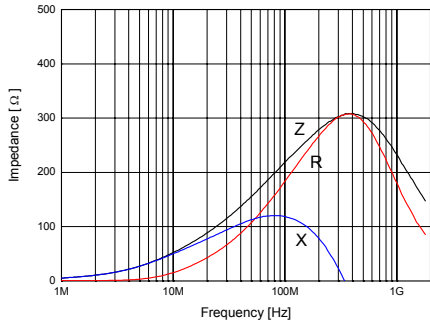
SHB-1T1005-800J



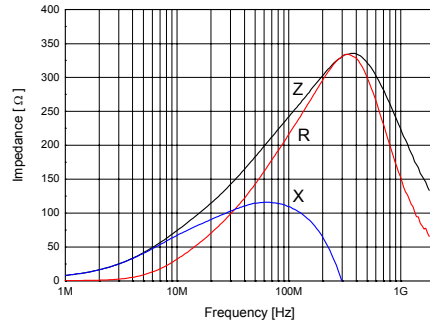
SHB-1T1005-121J



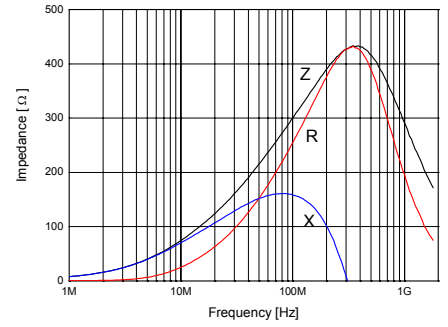
SHB-1T1005-221J



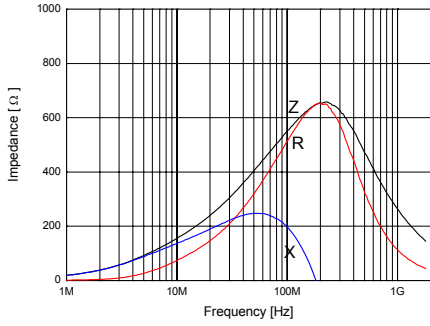
SHB-1T1005-241J



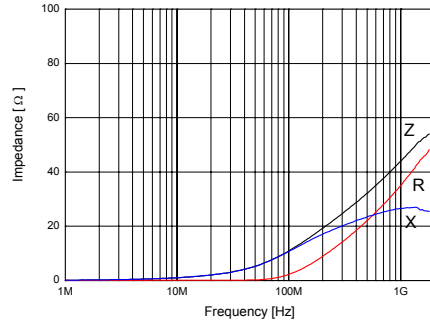
SHB-1T1005-301J



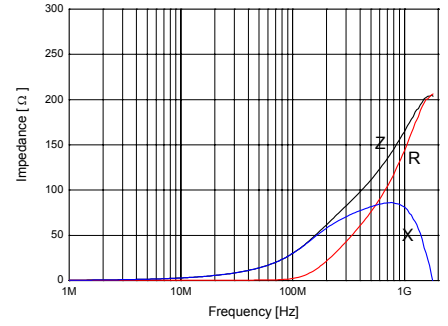
SHB-1T1005-601J



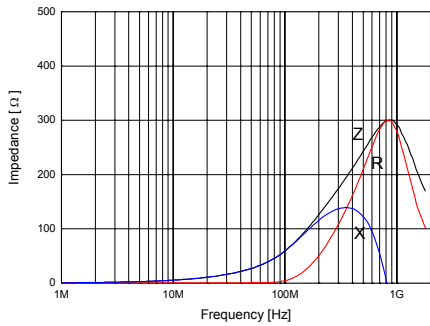
SHB-1S1005-100J



SHB-1S1005-300J



SHB-1S1005-600J



SHB-1S1005-101J

