

Features

1. Effective for suppressing noise at high frequencies.
2. Suited for preventing the abnormal oscillation from high frequency amplifying circuits.
3. Excellent solder heat resistance for soldering.
4. High reliability in the circuits of high current.
5. Lead Free (RoHS Compliance)

Applications

1. Noise suppression in digital equipments.
2. Computers and peripheral devices, VCR and camera.
3. Noise suppression in automotive electronic equipment, car stereo, car engine controller.
4. Noise suppression for OA electronic instruments.

Ordering Information

SHB - **1** **M** **1608** - **102** **J** **T**
 (1) (2) (3) (4) (5) (6)

(1) Series

SHB : For Signal line

(2) Material & Design

S, B : For high speed
 M : For high impedance type
 T : For Low speed

(3) Dimension

First two digits : length (mm)
 Last two digits : width (mm)

(4) Impedance (at 100MHz)

First two digits are impedance values.
 Last digit is the number of zeros

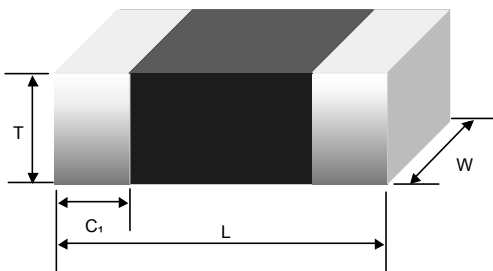
(5) Termination

J : Nickel barrier

(6) Packaging

B : Bulk package
 T : Tape & Reel (Φ178mm [7 inches])
 L : Tape & Reel (Φ254mm [10 inches])

Shape and Dimensions



Unit : mm [inches]

Type	L	W	T	C
SHB-1□1608-	1.6±0.15 [.063±.006]	0.8±0.15 [.031±.006]	0.8±0.15 [.031±.006]	0.30±0.20 [.012±.008]

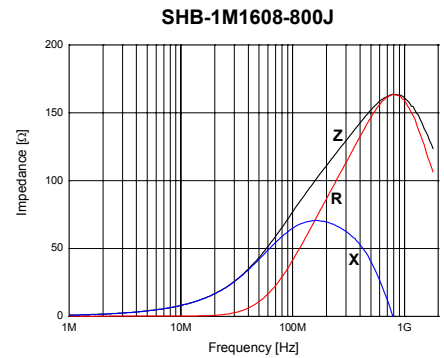
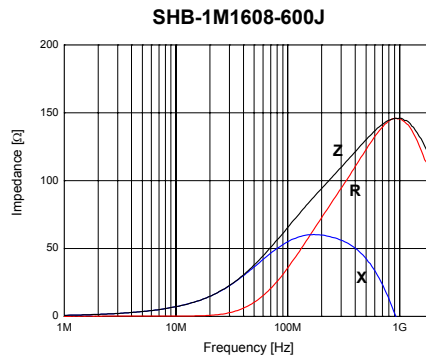
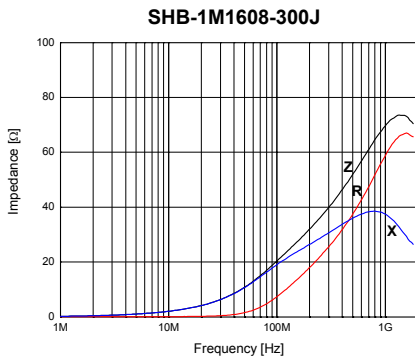
Electrical Parameters

Part No.	Z at 100MHz(Ω)		DC Resistance (Ω) max.	Rated current (mA) max.
	typ.	min.		
SHB-1M1608-300□□	30	22	0.08	500
SHB-1M1608-600□□	60	45	0.09	200
SHB-1M1608-800□□	80	60	0.10	200
SHB-1M1608-121□□	120	90	0.12	200
SHB-1M1608-221□□	220	165	0.20	200
SHB-1M1608-301□□	300	225	0.30	200
SHB-1M1608-501□□	500	375	0.40	200
SHB-1M1608-601□□	600	450	0.40	200
SHB-1M1608-801□□	800	600	0.60	200
SHB-1M1608-102□□	1000	750	0.60	150
SHB-1S1608-100□□	10	7.5	0.05	300
SHB-1S1608-200□□	20	15	0.12	300
SHB-1S1608-300□□	30	22	0.12	300
SHB-1S1608-400□□	40	30	0.12	300
SHB-1S1608-550□□	55	42	0.15	200
SHB-1S1608-800□□	80	60	0.25	200
SHB-1S1608-121□□	120	90	0.25	200
SHB-1S1608-221□□	220	165	0.40	200
SHB-1T1608-260□□	26	20	0.05	500
SHB-1T1608-300□□	30	22	0.05	500
SHB-1T1608-600□□	60	45	0.10	400
SHB-1T1608-800□□	80	60	0.10	300
SHB-1T1608-121□□	120	90	0.20	250
SHB-1T1608-221□□	220	165	0.30	200
SHB-1T1608-301□□	300	225	0.35	200
SHB-1T1608-331□□	330	250	0.35	200
SHB-1T1608-601□□	600	450	0.50	200
SHB-1T1608-102□□	1000(at 60MHz)	750	0.70	200
SHB-1T1608-202□□	2000(at 70MHz)	1500	1.20	100
SHB-1B1608-222□□	2200	1650	0.85	200

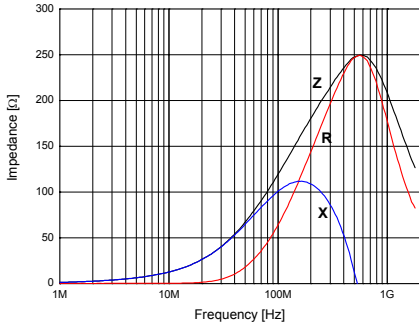
※ Parts with other electrical characteristics available upon request.

※ Test equipment : HP4291 + HP16192A

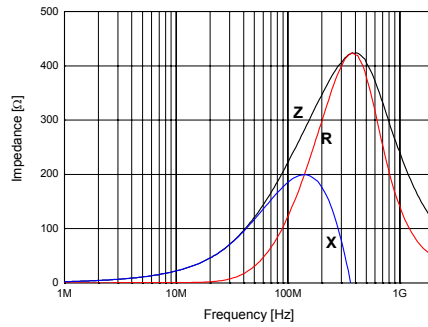
Electrical Characteristic Curves



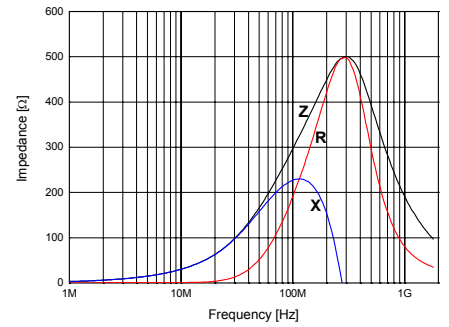
SHB-1M1608-121J



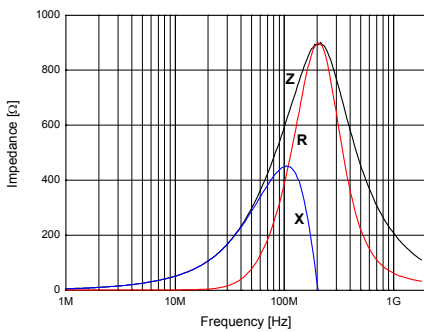
SHB-1M1608-221J



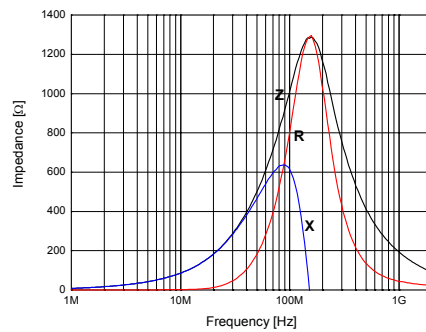
SHB-1M1608-301J



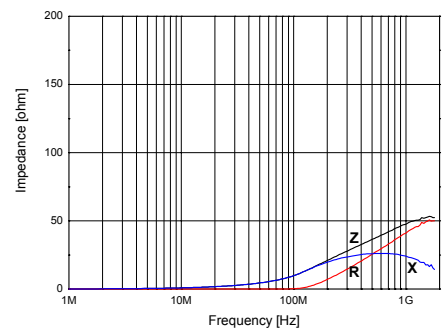
SHB-1M1608-601J



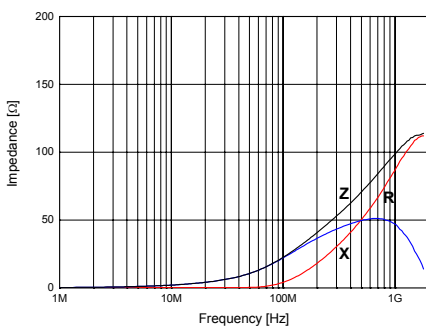
**SHB-1M1608-102J
HB-1M1608-102J**



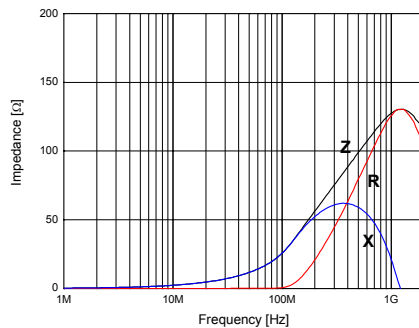
SHB-1S1608-100J



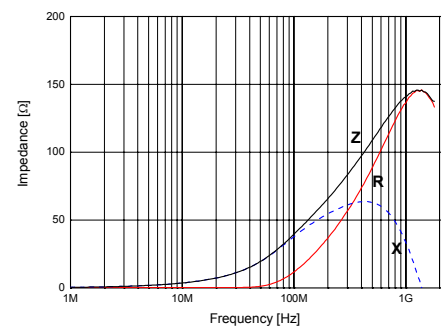
SHB-1S1608-200J



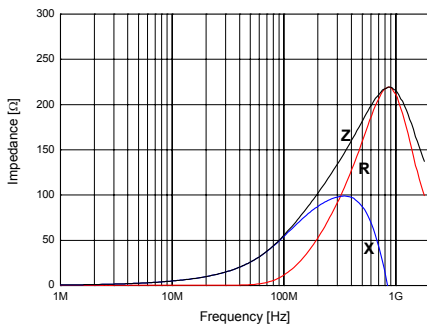
SHB-1S1608-300J



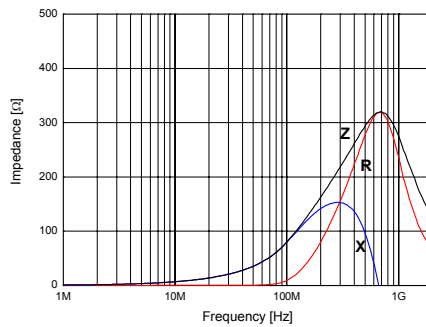
SHB-1S1608-400J



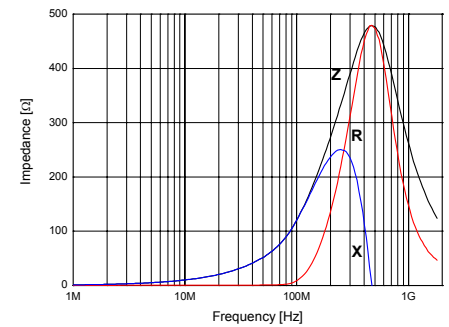
SHB-1S1608-550J



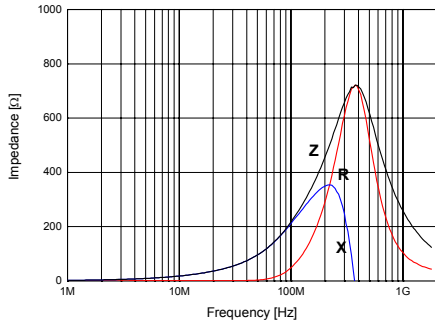
SHB-1S1608-800J



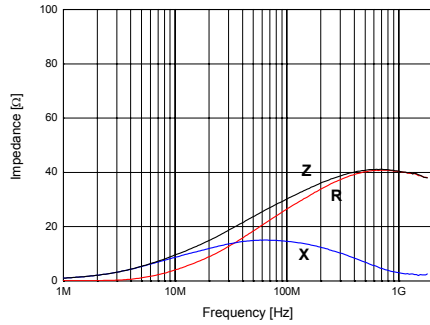
SHB-1S1608-121J



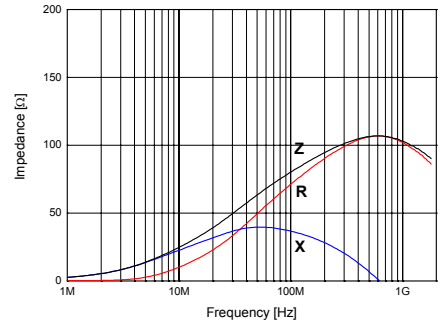
SHB-1S1608-221J



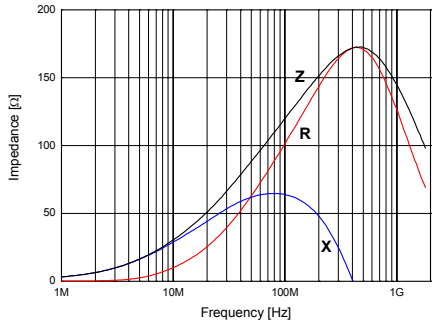
SHB-1T1608-300J



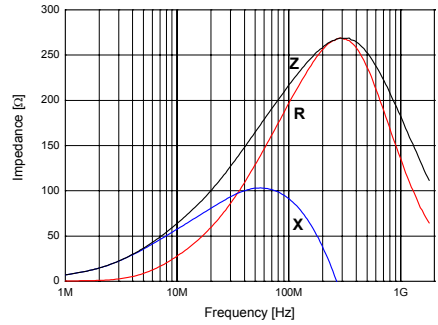
SHB-1T1608-800J



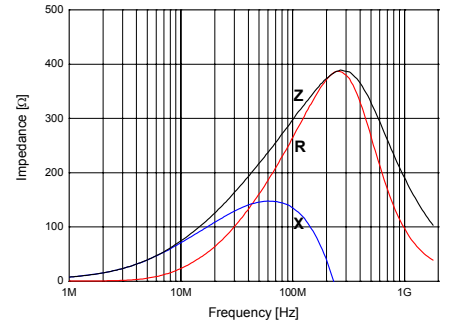
SHB-1T1608-121J



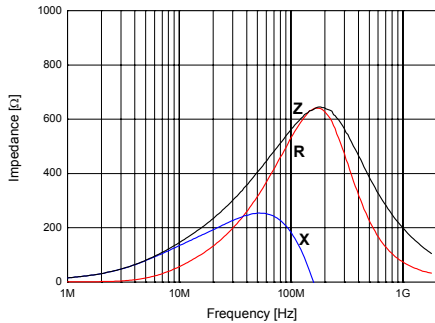
SHB-1T1608-221J



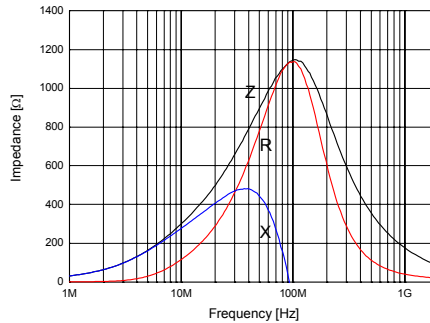
SHB-1T1608-301J



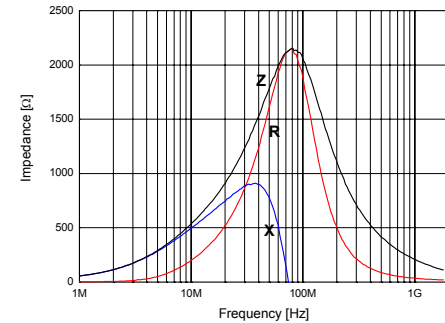
SHB-1T1608-601J



SHB-1T1608-102J



SHB-1T1608-202J



SHB-1B1608-222J

