

### Features

1. Effective in suppressing noise at high frequencies.
2. Suited for preventing the abnormal oscillation from high frequency amplifying circuits.
3. Excellent solder heat resistance for soldering.
4. High reliability in the circuits of high current.
5. Lead Free (RoHS Compliance)

### Applications

1. Noise suppression in digital equipments.
2. Computers and peripheral devices, VCR and camera.
3. Noise suppression in automotive electronic equipment, car stereo, car engine controller.
4. Noise suppression for OA electronic instruments.

### Ordering Information

SHB - 1 M 2012 - 102 J T  
 (1) (2) (3) (4) (5) (6)

#### (1) Series

SHB : For Signal line

#### (2) Material & Design

S, B : For high speed  
 M : For high impedance type  
 T : For Low speed

#### (3) Dimension

First two digits : length (mm)  
 Last two digits : width (mm)

#### (4) Impedance (at 100MHz)

First two digits are impedance values.  
 Last digit is the number of zeros

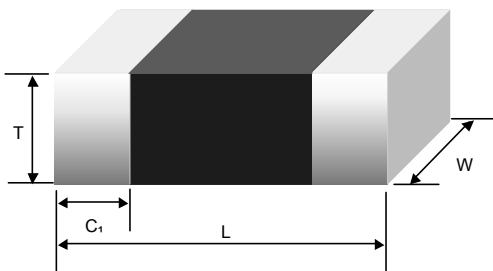
#### (5) Termination

J : Nickel barrier

#### (6) Packaging

B : Bulk package  
 T : Tape & Reel (Φ178mm [ 7 inches ])  
 L : Tape & Reel (Φ254mm [ 10 inches ])

### Shape and Dimensions



Unit : mm [inches]

Type	L	W	T	C
SHB-1□2012-	2.0±0.20 [.079±.008]	1.25±0.20 [.049±.008]	0.8±0.15 (.049±.008)	0.50±0.30 [.020±.012]

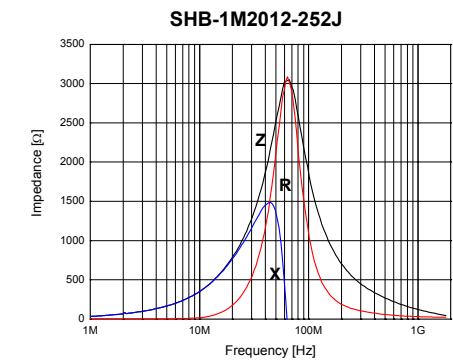
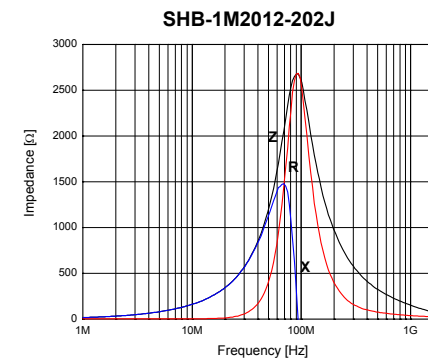
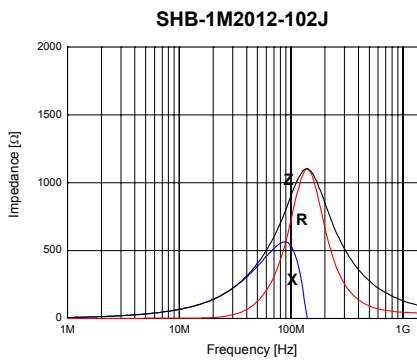
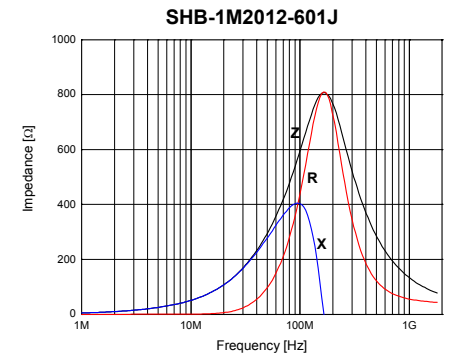
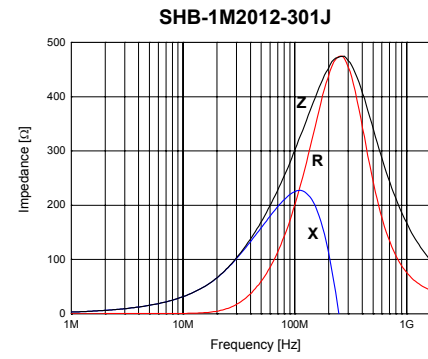
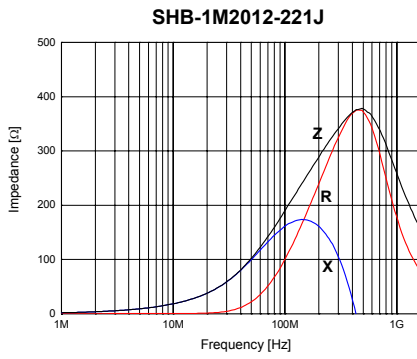
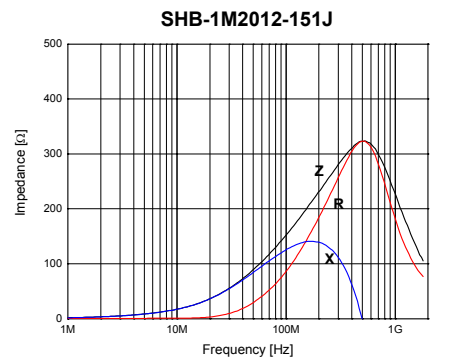
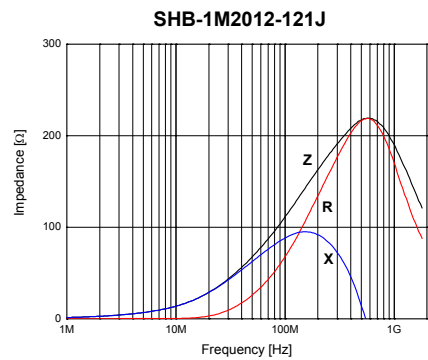
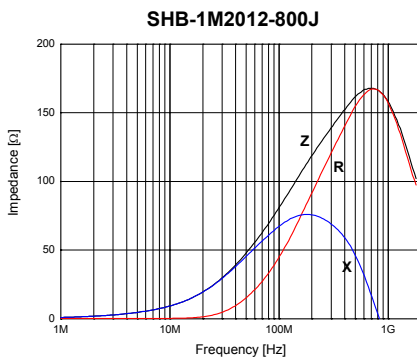
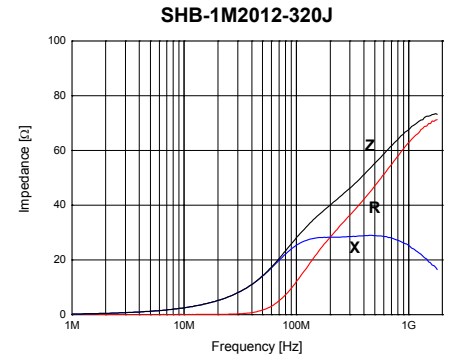
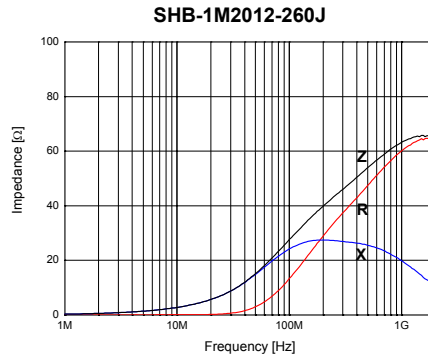
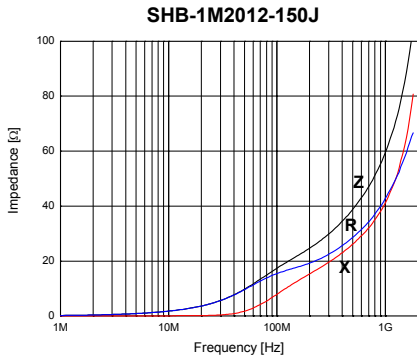
### Electrical Parameters

Part No.	IZI at 100MHz(Ω)		DC Resistance (Ω) max.	Rated current (mA) max.
	typ.	min.		
SHB-1M2012-150□□	15	12	0.02	600
SHB-1M2012-260□□	26	20	0.02	600
SHB-1M2012-300□□	30	23	0.02	600
SHB-1M2012-320□□	32	24	0.03	600
SHB-1M2012-800□□	80	60	0.08	300
SHB-1M2012-121□□	120	90	0.10	300
SHB-1M2012-151□□	150	115	0.12	300
SHB-1M2012-221□□	220	165	0.12	300
SHB-1M2012-301□□	300	225	0.15	300
SHB-1M2012-451□□	450	338	0.25	300
SHB-1M2012-601□□	600	450	0.25	300
SHB-1M2012-102□□	1000	750	0.30	300
SHB-1M2012-202□□	2000 (at 70MHz)	1500	0.50	300
SHB-1M2012-252□□	2500 (at 50MHz)	1875	0.60	300
SHB-1S2012-5R0□□	5	3.5	0.05	300
SHB-1S2012-8R0□□	8	6	0.05	300
SHB-1S2012-400□□	40	30	0.15	250
SHB-1S2012-800□□	80	60	0.18	200
SHB-1S2012-121□□	120	90	0.20	300
SHB-1S2012-221□□	220	165	0.30	300
SHB-1S2012-251□□	250	190	0.50	300
SHB-1T2012-260□□	26	20	0.04	600
SHB-1T2012-400□□	40	30	0.05	600
SHB-1T2012-800□□	80	60	0.08	300
SHB-1T2012-121□□	120	90	0.08	300
SHB-1T2012-151□□	150	115	0.08	300
SHB-1T2012-221□□	220	170	0.12	200
SHB-1T2012-251□□	250	188	0.12	200
SHB-1T2012-301□□	300	225	0.15	200
SHB-1T2012-331□□	330	250	0.15	200
SHB-1T2012-401□□	400	300	0.15	200
SHB-1T2012-601□□	600	450	0.25	200
SHB-1T2012-102□□	1000 (at 60MHz)	750	0.30	200
SHB-1T2012-202□□	2000 (at 40MHz)	1500	0.50	200
SHB-1T2012-252□□	2500 (at 35MHz)	1875	0.60	200
SHB-1B2012-222□□	2200	1650	0.60	300
SHB-1B2012-272□□	2700	2025	0.70	300

※ Parts with other electrical characteristics available upon request.

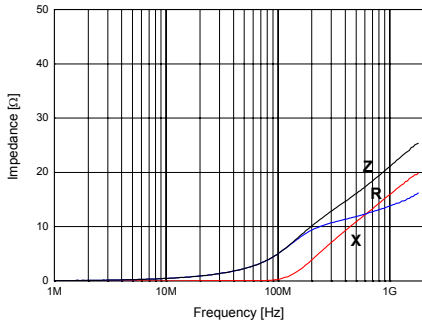
※ Test equipment : HP4291 + HP16192A

### Electrical Characteristic Curves

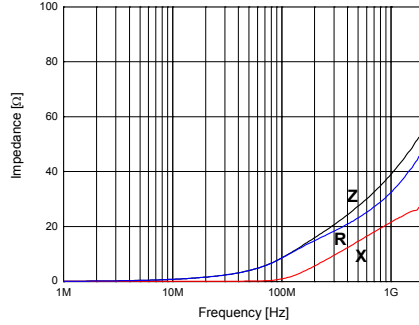


\*All specifications are subject to change without notice.

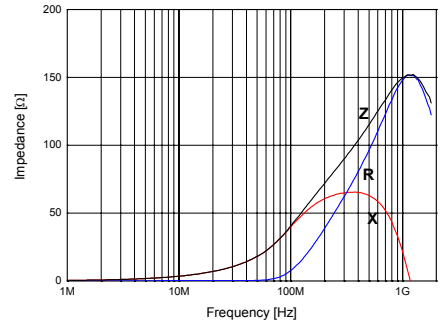
**SHB-1S2012-5R0J**



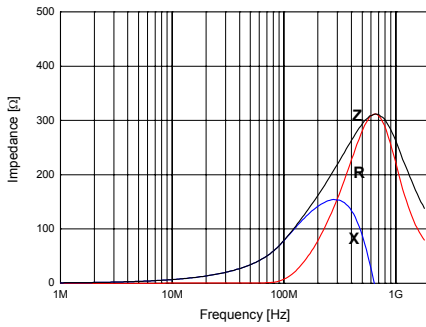
**SHB-1S2012-8R0J**



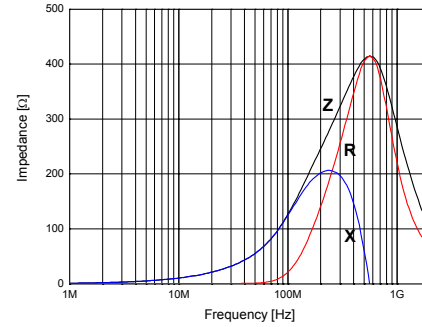
**SHB-1S2012-400J**



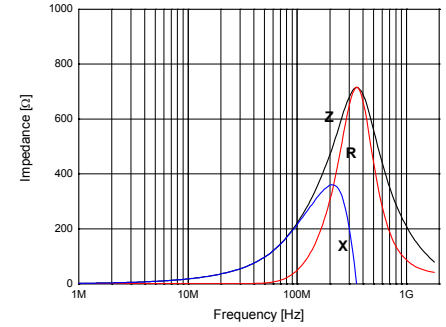
**SHB-1S2012-800J**



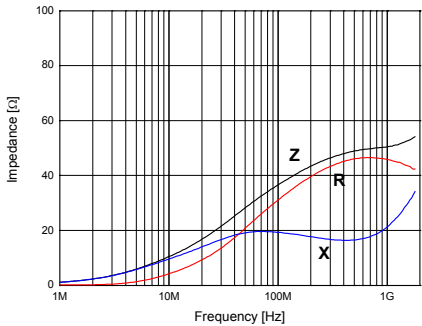
**SHB-1S2012-121J**



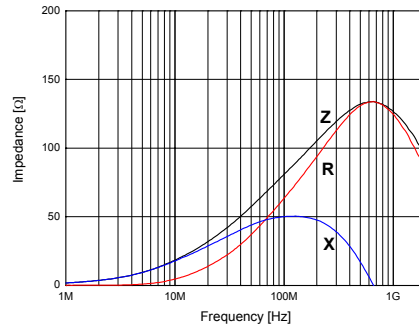
**SHB-1S2012-221J**



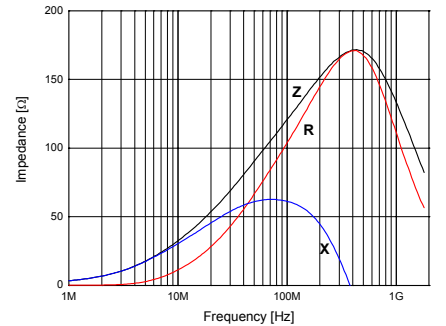
**SHB-1T2012-400J**



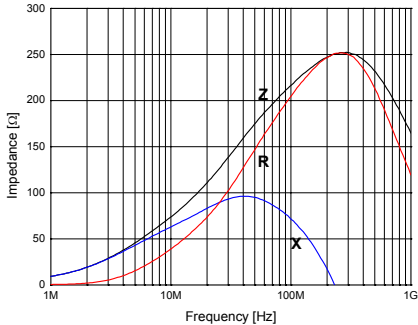
**SHB-1T2012-800J**



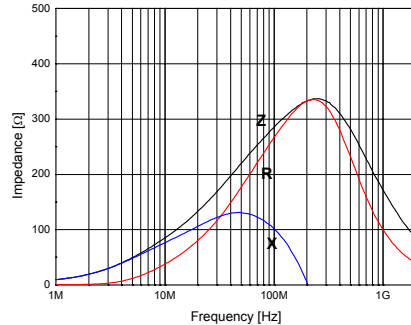
**SHB-1T2012-121J**



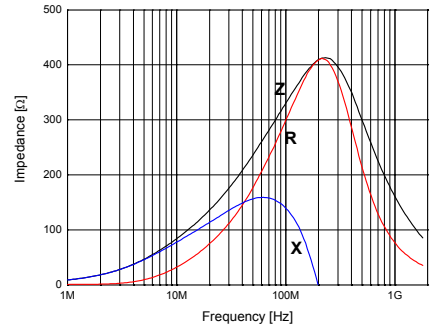
**SHB-1T2012-221J**



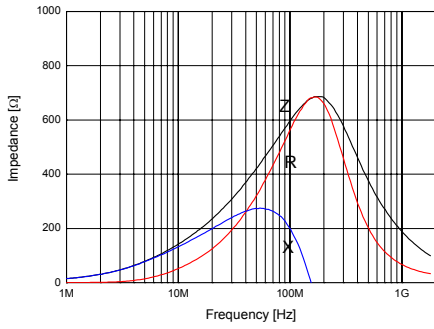
**SHB-1T2012-301J**



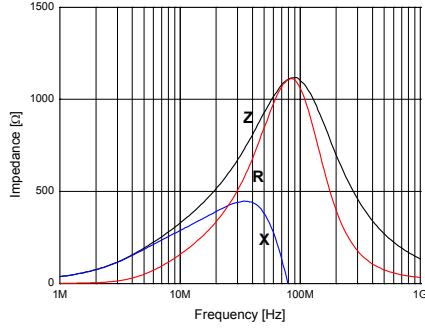
**SHB-1T2012-331J**



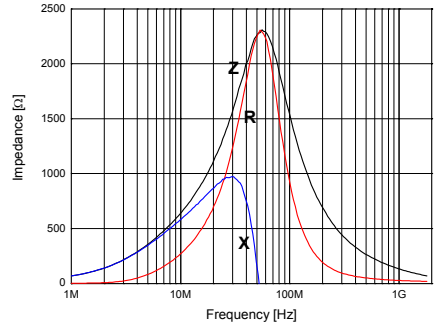
**SHB-1T2012-601J**



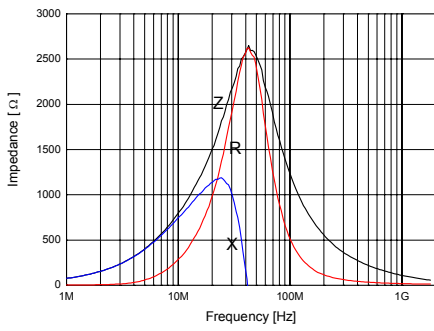
**SHB-1T2012-102J**



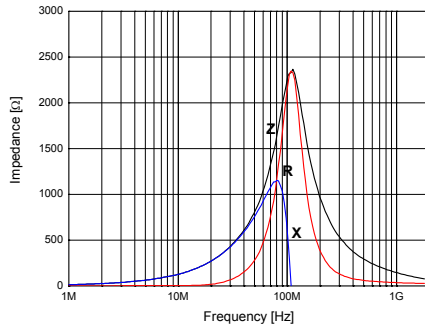
**SHB-1T2012-202J**



**SHB-1T2012-252J**



**SHB-1B2012-222J**



**SHB-1B2012-272J**

