

Features

1. Availing in a wide range of impedance values.
2. Providing excellent EMI suppression characteristics for various types of noise.
3. 4Lines achieved with a single chip, very usefully adopted in high density circuit design.
4. Heat generation and crosstalk between adjacent circuits are at minimum.
5. Excellent solderability.
6. Lead Free (RoHS Compliance)

Applications

1. Waveform correction in personal computers, electric equipment, communication equipment, OA equipment,
2. Provides radiated noise countermeasures in interfaces and harness connecting parts.
3. Prevents noise intrusion in video, LCD module, etc
4. Parallel signal line.

Ordering Information

SHB	-	4	M	-	2010	□	-	121	J	T
(1)		(2)	(3)		(4)	(5)		(6)	(7)	(8)

(1) Series

SHB : For signal line

(2) Type

4 : 4 Array

(3) Material & Design

- S : For high speed
- M : For high impedance type
- T : For Low speed

(4) Dimensions

First two digits : length(mm)
Last two digits : width(mm)

(4) Thickness

- A : 0.9mm max
- B : 0.7mm max

(6) Impedance (at 100MHz)

First two digits are impedance values.
Last digit is the number of zeros.

(7) Termination

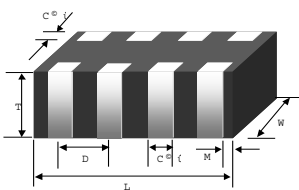
J : Nickel barrier

(8) Packaging

- B : Bulk package
- T : Tape & Reel (Φ 178mm [7 inches])
- L : Tape & Reel (Φ 254mm [10 inches])

Shape and Dimensions

· 4 Array



unit : mm [inches]

Type	L	W	T	C1	C2	D	M
SHB-4□2010-	2.00±0.15	1.00±0.15	0.60±0.1	0.25±0.15	0.3 max	0.50±0.10	0.2 max
B	[.079±.006]	[.063±.008]	[.031±.004]	[.020±.006]	[.012 max]	[.020±.004]	[.008 max]

*All specifications are subject to change without notice.

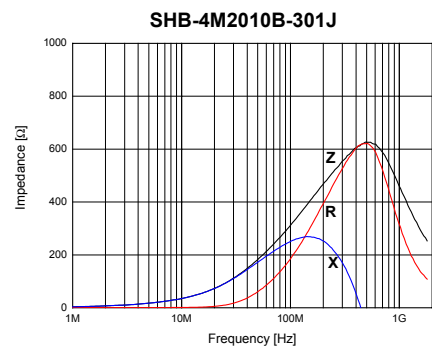
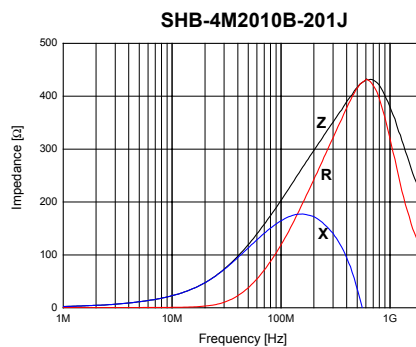
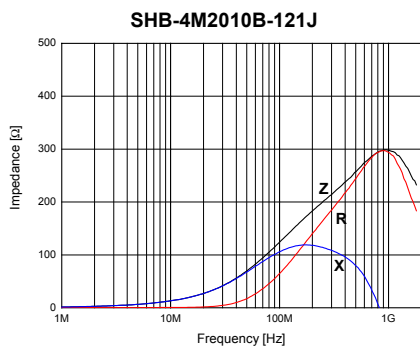
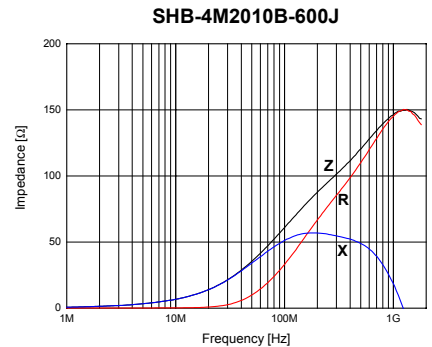
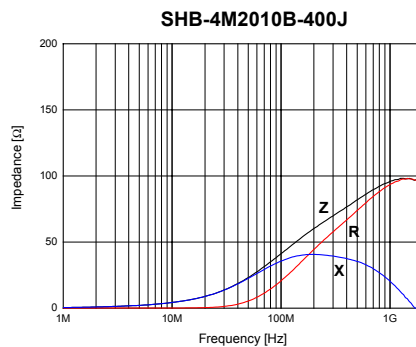
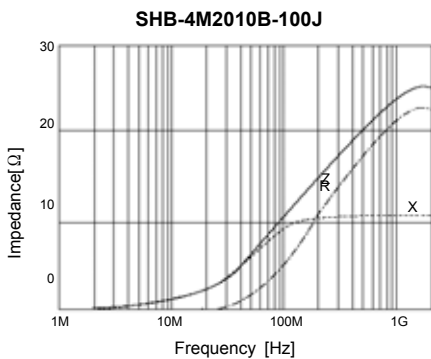
Electrical Parameters

Part No.	IZI at 100MHz(Ω)		DC Resistance (Ω) max.	Rated current (mA) max
	typ.	min.		
SHB-4M2010□-100□□	10	7.5	0.10	200
SHB-4M2010□-400□□	40	30	0.15	200
SHB-4M2010□-600□□	60	45	0.30	200
SHB-4M2010□-800□□	80	60	0.30	200
SHB-4M2010□-121□□	120	90	0.40	150
SHB-4M2010□-201□□	200	150	0.60	100
SHB-4M2010□-301□□	300	225	0.80	50
SHB-4T2010□-100□□	10	7.5	0.10	200
SHB-4T2010□-400□□	40	30	0.15	200
SHB-4T2010□-600□□	60	45	0.30	200
SHB-4T2010□-800□□	80	60	0.30	200
SHB-4T2010□-121□□	120	90	0.40	150
SHB-4T2010□-201□□	200	150	0.60	100
SHB-4T2010□-301□□	300	225	0.80	50
SHB-4T2010□-102□□	1000	700	1.30	50
SHB-4S2010□-100□□	10	7.5	0.20	200
SHB-4S2010□-300□□	30	23	0.30	200
SHB-4S2010□-600□□	60	45	0.40	150
SHB-4S2010□-101□□	100	75	0.50	150

※ Parts with other electrical characteristics available upon request.

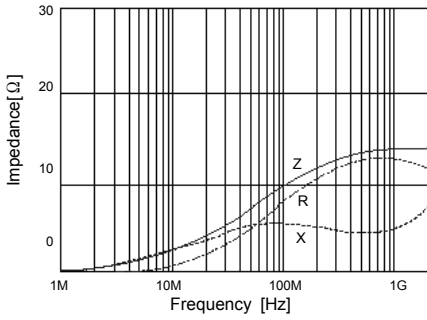
※ Test equipment : HP4291A + HP16192A

Electrical Characteristic Curves

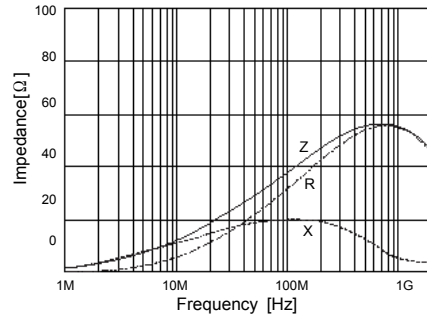


*All specifications are subject to change without notice.

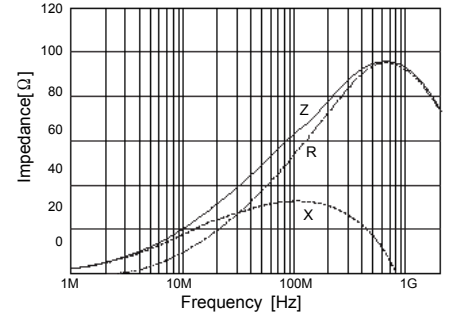
SHB-4T2010B-100J



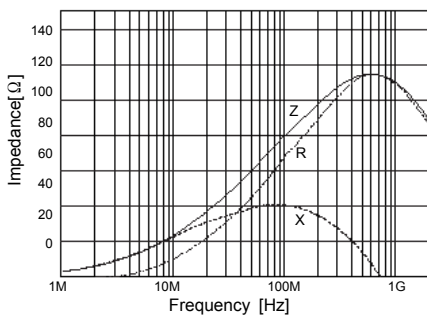
SHB-4T2010B-400J



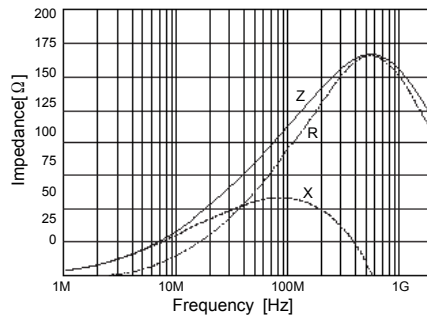
SHB-4T2010B-600J



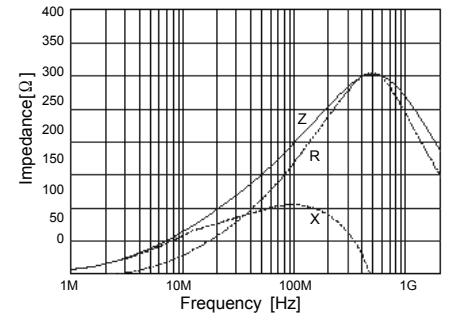
SHB-4T2010B-800J



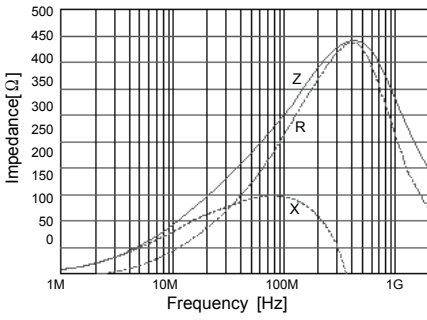
SHB-4T2010B-121J



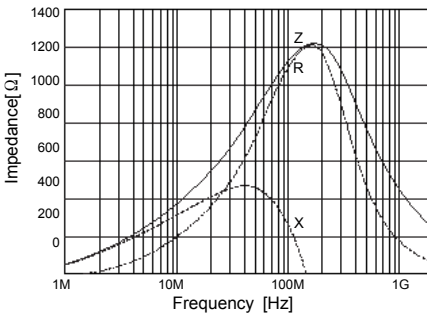
SHB-4T2010B-201J



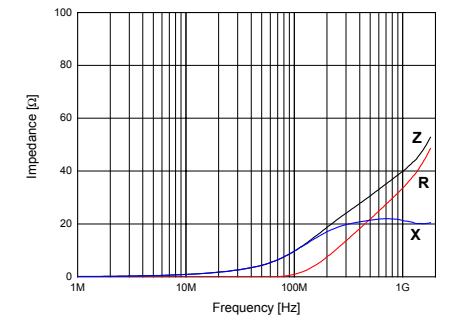
SHB-4T2010B-301J



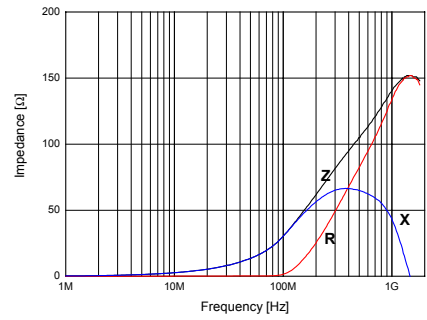
SHB-4T2010B-102J



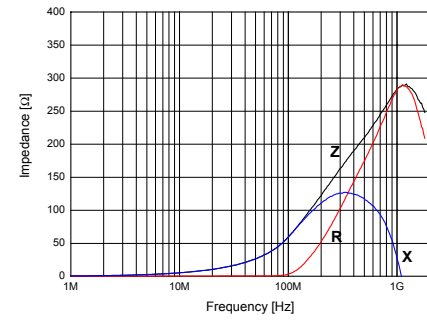
SHB-4S2010B-100J



SHB-4S2010B-300J



SHB-4S2010B-600J



SHB-4S2010B-101J

