

Features

1. Availing in a wide range of impedance values.
2. Providing excellent EMI suppression characteristics for various types of noise.
3. 4Lines achieved with a single chip, very usefully adopted in high density circuit design.
4. Heat generation and crosstalk between adjacent circuits are at minimum.
5. Excellent solderability.
6. Lead Free (RoHS Compliance)

Applications

1. Waveform correction in personal computers, electric equipment, communication equipment, OA equipment,
2. Provides radiated noise countermeasures in interfaces and harness connecting parts.
3. Prevents noise intrusion in video, LCD module, etc
4. Parallel signal line.

Ordering Information

SHB - 4 M - 3216 □ - 121 J T
 (1) (2) (3) (4) (5) (6) (7) (8)

(1) Series

SHB : For signal line

(2) Type

4 : 4 Array

(3) Material & Design

H : For general purpose
 S : For high speed
 M : For high impedance type
 T : For Low speed

(4) Dimensions

First two digits : length(mm)
 Last two digits : width(mm)

(4) Thickness

A : 0.9mm max
 B : 0.7mm max

(6) Impedance (at 100MHz)

First two digits are impedance values.
 Last digit is the number of zeros.

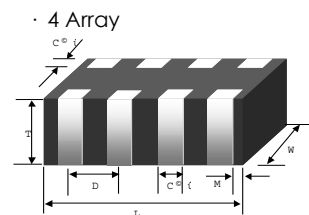
(7) Termination

J : Nickel barrier

(8) Packaging

B : Bulk package
 T : Tape & Reel (Φ 178mm [7 inches])
 L : Tape & Reel (Φ 254mm [10 inches])

Shape and Dimensions



unit : mm [inches]

Type	L	W	T	C1	C2	D	M
SHB-4□3216-A	3.20±0.2 [.126±.008]	1.60±0.2 [.063±.008]	0.80±0.1 [.031±.004]	0.40±0.15 [.016±.006]	0.30±0.10 [.012±.004]	0.80±0.1 [.031±.004]	0.20±0.1 [.008±.004]

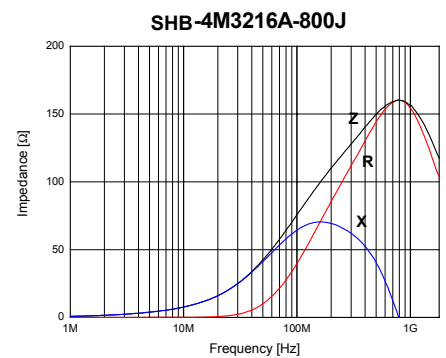
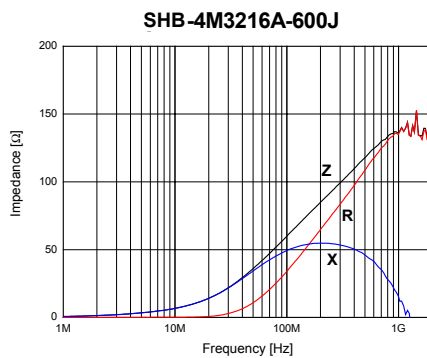
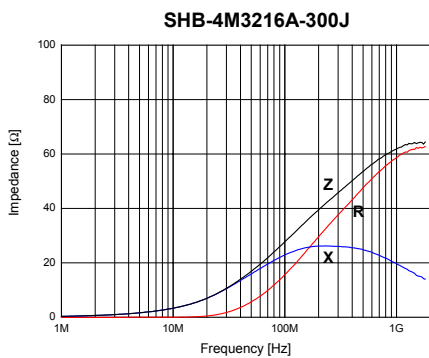
*All specifications are subject to change without notice.

Electrical Parameters

Part No.	Z at 100MHz (Ω)		DC Resistance (Ω) max.	Rated current (mA) max
	typ.	min.		
SHB-4H3216□-300□□	30	22	0.10	200
SHB-4M3216□-600□□	60	45	0.12	200
SHB-4M3216□-800□□	80	60	0.15	150
SHB-4M3216□-121□□	120	90	0.20	100
SHB-4M3216□-201□□	200	150	0.30	100
SHB-4M3216□-241□□	240	180	0.40	100
SHB-4M3216□-301□□	300	225	0.45	100
SHB-4M3216□-471□□	470	353	0.45	100
SHB-4M3216□-601□□	600	450	0.50	100
SHB-4M3216□-102□□	1000	750	0.80	100
SHB-4T3216□-600□□	60	45	0.12	200
SHB-4T3216□-121□□	120	90	0.20	200
SHB-4T3216□-201□□	200	150	0.30	150
SHB-4T3216□-241□□	240	180	0.40	150
SHB-4T3216□-301□□	300	225	0.45	150
SHB-4T3216□-471□□	470	353	0.50	100
SHB-4T3216□-601□□	600	450	0.50	100
SHB-4T3216□-102□□	1000	750	0.80	50
SHB-4S3216□-500□□	50	37	0.20	200
SHB-4S3216□-800□□	80	60	0.25	200
SHB-4S3216□-121□□	120	90	0.25	200
SHB-4S3216□-201□□	200	150	0.30	200
SHB-4S3216□-241□□	240	180	0.35	200
SHB-4S3216□-301□□	300	225	0.40	200

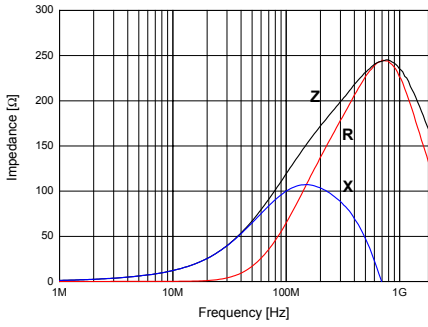
- ※ Parts with other electrical characteristics available upon request.
- ※ Test equipment : HP4291A + HP16192A

Electrical Characteristic Curves

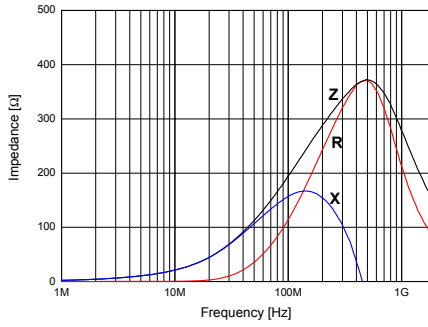


*All specifications are subject to change without notice.

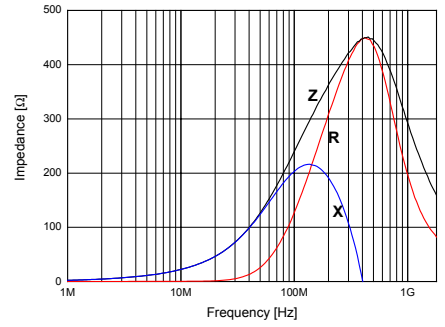
SHB-4M3216A-121J



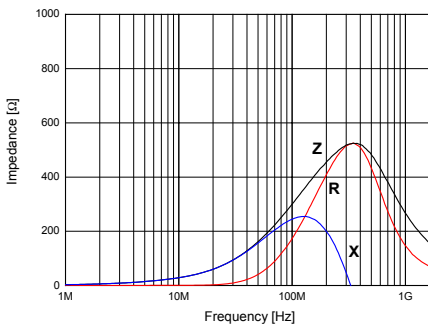
SHB-4M3216A-201J



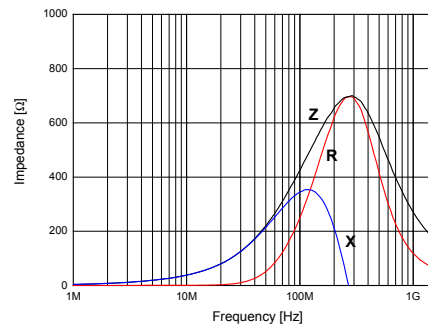
SHB-4M3216A-241J



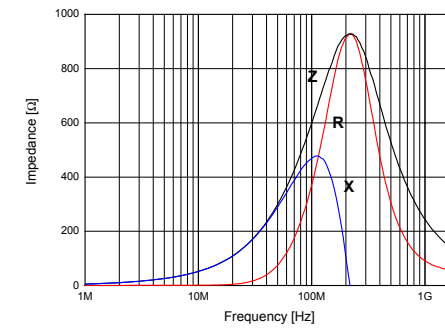
SHB-4M3216A-301J



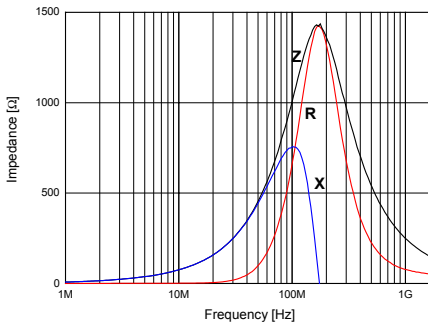
SHB-4M3216A-471J



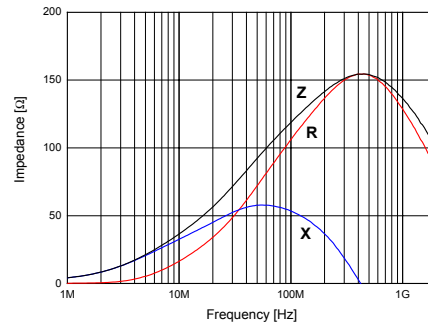
SHB-4M3216A-601J



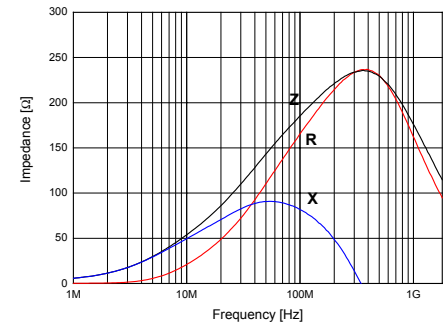
SHB-4M3216A-102J



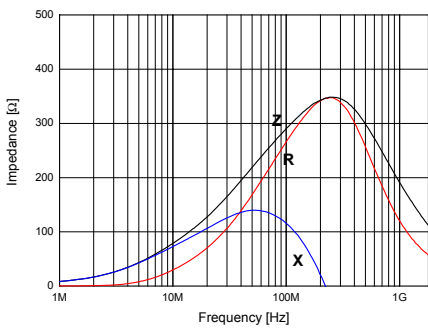
SHB-4T3216A-121J



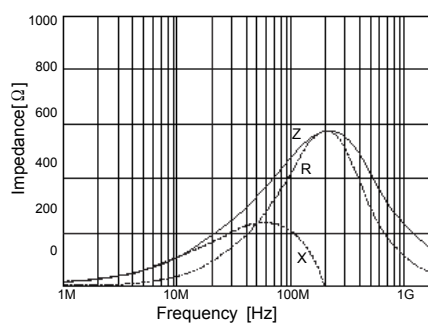
SHB-4T3216A-201J



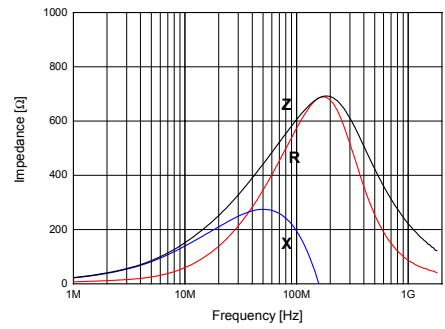
SHB-4T3216A-301J



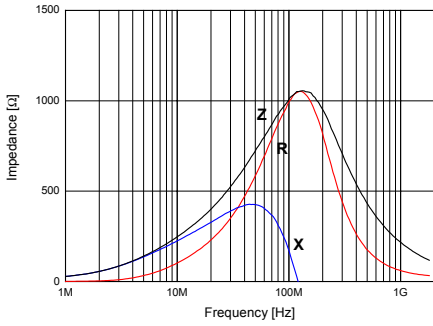
SHB-4T3216A-471J



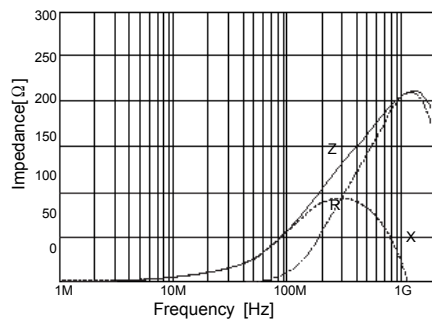
SHB-4T3216A-601J



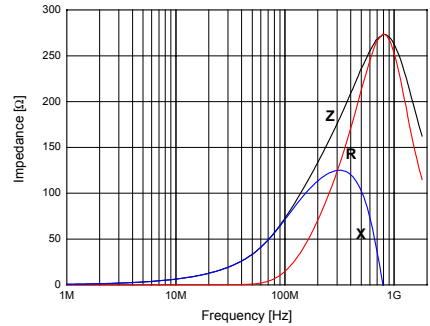
SHB-4T3216A-102J



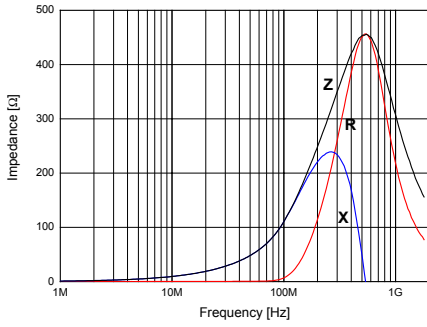
SHB-4S3216A-500J



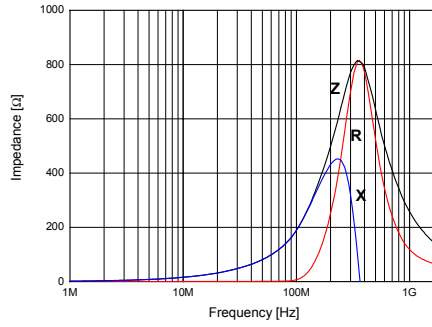
SHB-4S3216A-800J



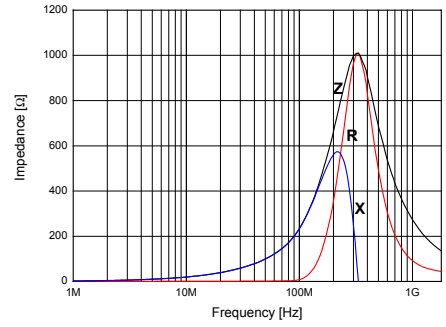
SHB-4T3216A-121J



SHB-4S3216A-201J



SHB-4S3216A-241J



SHB-4S3216A-301J

