



SML-Z1 Series

3528(1411)
3.5×2.8mm(t=1.9mm)

Features

- High brightness
- 20/50mA guaranteed specifications
- PLCC2 package

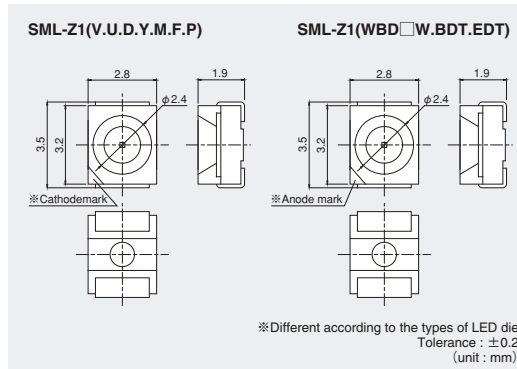


Specifications

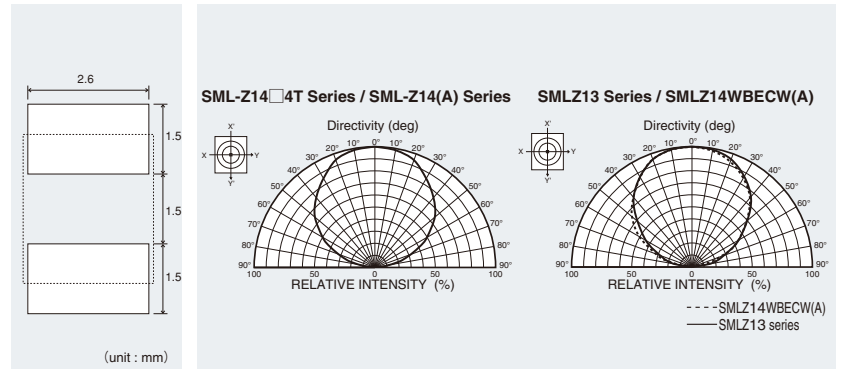
Part No.	Chip Structure	Emitting Color	Absolute Maximum Ratings (Ta=25°C)					Electrical and Optical Characteristics (Ta=25°C)																							
			Power Dissipation Pd(mW)	Forward Current If(mA)	Peak Forward Current I _{FP} (mA)	Reverse Voltage Vr(V)	Operating Temperature Topr(°C)	Storage Temperature Tsig(°C)	Forward Voltage V _F Typ.(V)	Forward Current I _F (mA)	Reverse Current I _R Max.(μA)	Reverse Voltage Vr(V)	Dominant Wavelength λ D Min.(nm)	Typ.(nm)	Max.(nm)	Luminous Intensity I _v Min.(mcd)	Typ.(mcd)	I _F (mA)													
■ SML-Z14VT(A)	AlGaInP on GaAs	Red	175	70	-	12	-40 to +100	-40 to +100	1.9				625	630	635		56	112													
■ SML-Z14UT(A)													615	620	625					20	140	280	20								
■ SML-Z14DT(A)		Orange							2.0																						
■ SML-Z14YT(A)																				Yellow	586	589	592						20	45	90
■ SML-Z14MT(A)		Yellowish Green							2.0																						
■ SML-Z14FT(A)																				Green					561.5	564	566.5		22.4	45	
■ SML-Z14PT(A)		Green							2.0																						
■ SML-Z14V4T																				Red						2.0					
■ SML-Z14U4T		Orange							2.0																						
■ SML-Z14D4T																				Yellow						50	100	12			
■ SML-Z14Y4T		Yellowish Green							2.1																						
■ SML-Z14M4T																				Green						2.1					
■ SML-Z14F4T		Green							2.1																						
■ SML-Z14P4T																				Green						2.1					
■ SMLZ13EDT(A)	Bluish Green	120	30		5	-40 to +100	-40 to +100	3.3	20	10	5	519	527	536	20	355	710	20													
■ SMLZ13BDT(A)												Blue	3.2														464	470	476		140
□ SMLZ14WBECW(A)	InGaN on SiC	White	115	30	100*1	5	-40 to +100	-40 to +100	3.2	20					5	(x, y) (0.30, 0.28)											1400	2000			
□ SMLZ13WBDAW												(x, y) (0.36, 0.36)				20	360	700	20												
□ SMLZ13WBDBW												(x, y) (0.44, 0.40)								900	1400										
□ SMLZ13WBDCW(A)												(x, y) (0.30, 0.28)																			
□ SMLZ13WBDDW(A)												(x, y) (0.34, 0.34)																			

* 1:Duty/10, 1kHz / * 2:Reference

Dimensions

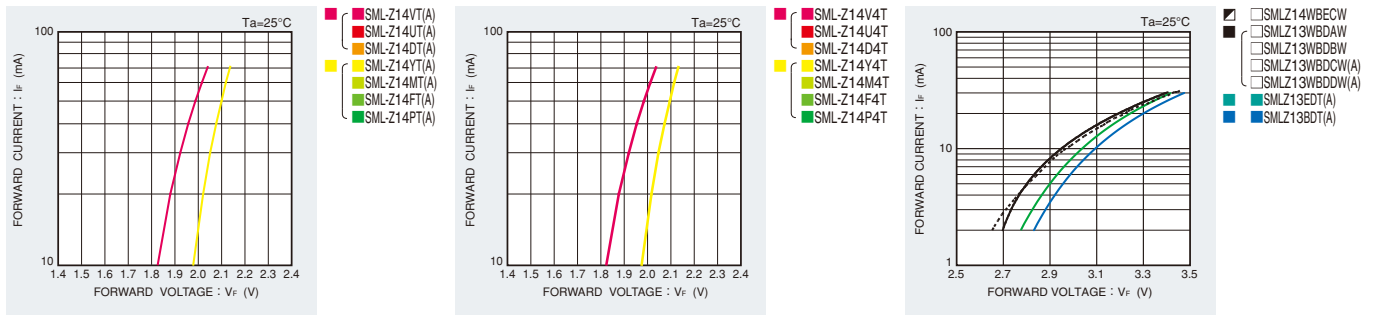


Recommended Solder Pattern Viewing Angle

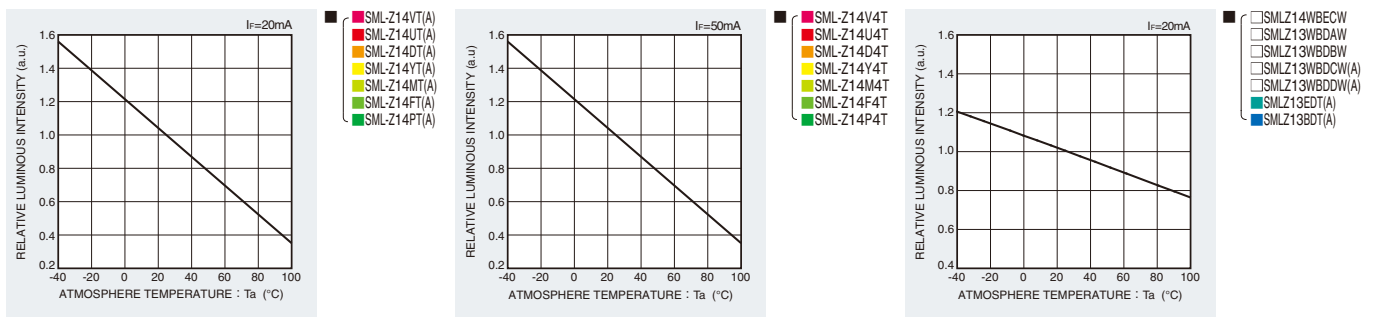


Electrical Characteristics Curves

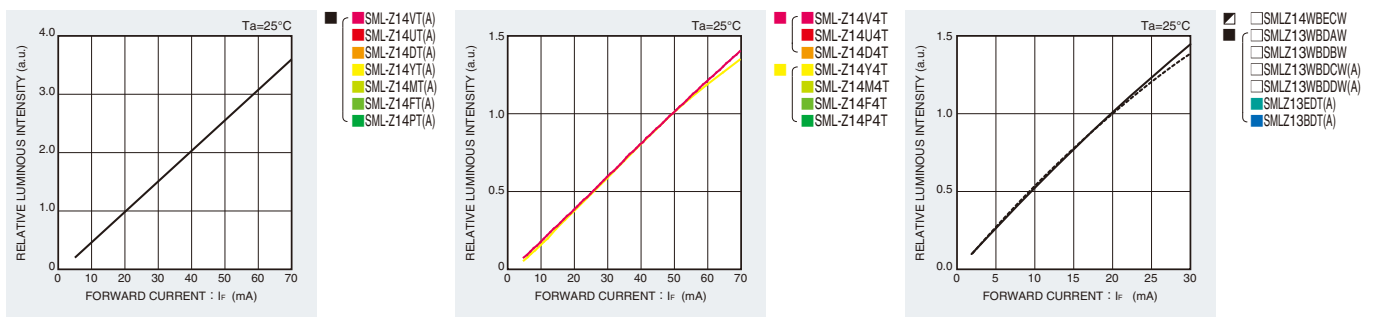
Forward Current-Forward Voltage



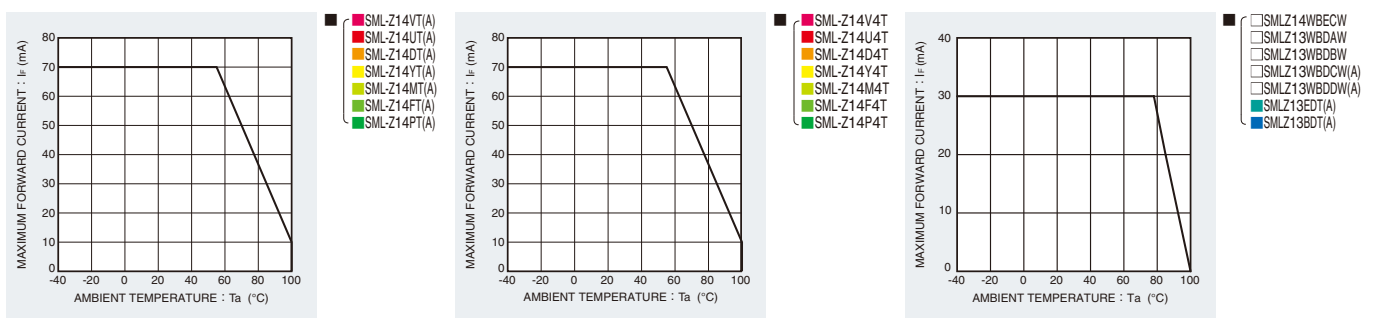
Luminous Intensity-Atmosphere Temperature



Luminous Intensity-Forward Current



Derating



SML-Z1 Series

Rank Reference of Brightness

SML-Z14 * T(A) Series

Red (V, U)

(Ta=25°C, If=20mA)

Package size(mm)	Height(mm)	Luminous Intensity (mcd)	AH	AJ	AK	AL	AM	AN	AP	AQ	AR	AS	AT	AU	AV	AW	AX	AY	
			11.2 to 14	14 to 18	18 to 22.4	22.4 to 28	28 to 35.5	35.5 to 45	45 to 56	56 to 71	71 to 90	90 to 112	112 to 140	140 to 180	180 to 224	224 to 280	280 to 355	355 to 450	
PLCC2	3528	1.9	SML-Z14VT(A)										SML-Z14UT(A)						

Orange (D)

(Ta=25°C, If=20mA)

Package size(mm)	Height(mm)	Luminous Intensity (mcd)	AH	AJ	AK	AL	AM	AN	AP	AQ	AR	AS	AT	AU	AV	AW	AX	AY		
			11.2 to 14	14 to 18	18 to 22.4	22.4 to 28	28 to 35.5	35.5 to 45	45 to 56	56 to 71	71 to 90	90 to 112	112 to 140	140 to 180	180 to 224	224 to 280	280 to 355	355 to 450		
PLCC2	3528	1.9														SML-Z14DT(A)				

Yellow (Y)

(Ta=25°C, If=20mA)

Package size(mm)	Height(mm)	Luminous Intensity (mcd)	AH	AJ	AK	AL	AM	AN	AP	AQ	AR	AS	AT	AU	AV	AW	AX	AY		
			11.2 to 14	14 to 18	18 to 22.4	22.4 to 28	28 to 35.5	35.5 to 45	45 to 56	56 to 71	71 to 90	90 to 112	112 to 140	140 to 180	180 to 224	224 to 280	280 to 355	355 to 450		
PLCC2	3528	1.9																SML-Z14YT(A)		

Green (M, P, F)

(Ta=25°C, If=20mA)

Package size(mm)	Height(mm)	Luminous Intensity (mcd)	AH	AJ	AK	AL	AM	AN	AP	AQ	AR	AS	AT	AU	AV	AW	AX	AY	
			11.2 to 14	14 to 18	18 to 22.4	22.4 to 28	28 to 35.5	35.5 to 45	45 to 56	56 to 71	71 to 90	90 to 112	112 to 140	140 to 180	180 to 224	224 to 280	280 to 355	355 to 450	
PLCC2	3528	1.9	SML-Z14MT(A)																
			SML-Z14PT(A)							SML-Z14FT(A)									

SML-Z14 * 4T Series

Red (V, U)

(Ta=25°C, If=50mA)

Package size(mm)	Height(mm)	Luminous Intensity (mcd)	AL	AM	AN	AP	AQ	AR	AS	AT	AU	AV	AW	AX	AY	AZ	BA	BB	BC	BD		
			22.4 to 28	28 to 35.5	35.5 to 45	45 to 56	56 to 71	71 to 90	90 to 112	112 to 140	140 to 180	180 to 224	224 to 280	280 to 355	355 to 450	450 to 560	560 to 710	710 to 900	900 to 1120	1120 to 1400		
PLCC2	3528	1.9	SML-Z14V4T										SML-Z14U4T									

Orange (D)

(Ta=25°C, If=50mA)

Package size(mm)	Height(mm)	Luminous Intensity (mcd)	AL	AM	AN	AP	AQ	AR	AS	AT	AU	AV	AW	AX	AY	AZ	BA	BB	BC	BD	
			22.4 to 28	28 to 35.5	35.5 to 45	45 to 56	56 to 71	71 to 90	90 to 112	112 to 140	140 to 180	180 to 224	224 to 280	280 to 355	355 to 450	450 to 560	560 to 710	710 to 900	900 to 1120	1120 to 1400	
PLCC2	3528	1.9	SML-Z14D4T																		

Yellow (Y)

(Ta=25°C, If=50mA)

Package size(mm)	Height(mm)	Luminous Intensity (mcd)	AL	AM	AN	AP	AQ	AR	AS	AT	AU	AV	AW	AX	AY	AZ	BA	BB	BC	BD		
			22.4 to 28	28 to 35.5	35.5 to 45	45 to 56	56 to 71	71 to 90	90 to 112	112 to 140	140 to 180	180 to 224	224 to 280	280 to 355	355 to 450	450 to 560	560 to 710	710 to 900	900 to 1120	1120 to 1400		
PLCC2	3528	1.9																		SML-Z14Y4T		

Green (M, P, F)

(Ta=25°C, If=50mA)

Package size(mm)	Height(mm)	Luminous Intensity (mcd)	AL	AM	AN	AP	AQ	AR	AS	AT	AU	AV	AW	AX	AY	AZ	BA	BB	BC	BD		
			22.4 to 28	28 to 35.5	35.5 to 45	45 to 56	56 to 71	71 to 90	90 to 112	112 to 140	140 to 180	180 to 224	224 to 280	280 to 355	355 to 450	450 to 560	560 to 710	710 to 900	900 to 1120	1120 to 1400		
PLCC2	3528	1.9	SML-Z14F4T										SML-Z14M4T									
			SML-Z14P4T																			

SMLZ13 * T(A) Series

Green (E)

(Ta=25°C, If=20mA)

Package size(mm)	Height(mm)	Luminous Intensity (mcd)	AU	AV	AW	AX	AY	AZ	BA	BB	BC	BD	BE
			140 to 180	180 to 224	224 to 280	280 to 355	355 to 450	450 to 560	560 to 710	710 to 900	900 to 1120	1120 to 1400	1400 to 1800
PLCC2	3528	1.9	SMLZ13EDT(A)										

Blue (B)

(Ta=25°C, If=20mA)

Package size(mm)	Height(mm)	Luminous Intensity (mcd)	AU	AV	AW	AX	AY	AZ	BA	BB	BC	BD	BE
			140 to 180	180 to 224	224 to 280	280 to 355	355 to 450	450 to 560	560 to 710	710 to 900	900 to 1120	1120 to 1400	1400 to 1800
PLCC2	3528	1.9	SMLZ13BDT(A)										

SMLZ1 * (White Series)

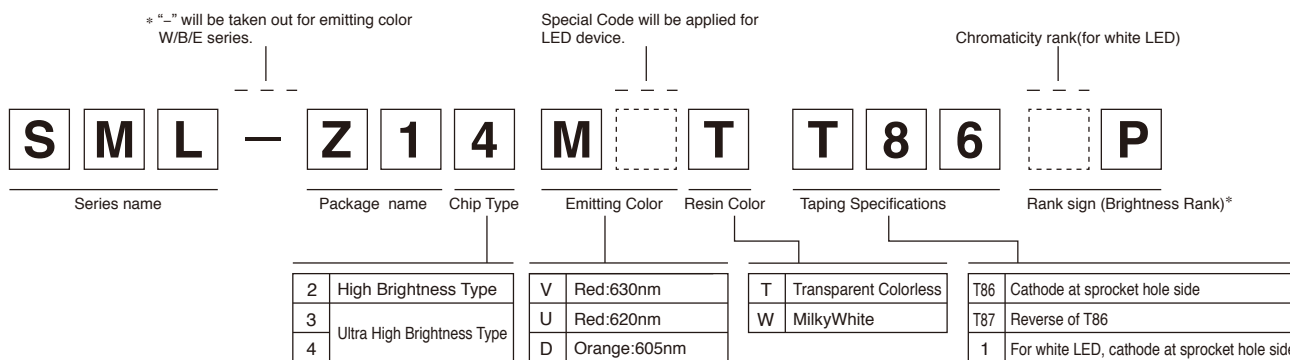
White (WB)

(Ta=25°C, If=20mA)

Package size(mm)	Height(mm)	Luminous Intensity (mcd)	V	W	X1	X2	Y1	Y2	Z1		
			360 to 560	560 to 900	900 to 1120	1120 to 1400	1400 to 1800	1800 to 2200	2200 to 2800		
PLCC2	3528	1.9	SMLZ14WBECW(A)								
			SMLZ13WBDAW								
			SMLZ13WBDBW								
			SMLZ13WBDCW(A)								
				SMLZ13WBDDW(A)							

* Please note that the brightness of some products may fall between ranks (half rank).

Part No. Construction



- * Concerning the Brightness rank
 - Please refer to the rank chart above for luminous intensity classification.
 - Part name is individual for each rank.
 - When shipped as sample, the part name will be a representative part name.
- General products are free of ranks. Please contact sales if rank appointment is needed.

Packing Specification

ROHM LED products are being shipped with desiccant (silica gel) concluded in moisture-proof bags.
 Pasting the moisture sensitive label on the outer surface of the moisture-proof bags or enclosing the humidity indication card inside the bag is available upon request.
 Please contact the nearest sales office or distributor if necessary.

Notes

No copying or reproduction of this document, in part or in whole, is permitted without the consent of ROHM Co.,Ltd.

The content specified herein is subject to change for improvement without notice.

The content specified herein is for the purpose of introducing ROHM's products (hereinafter "Products"). If you wish to use any such Product, please be sure to refer to the specifications, which can be obtained from ROHM upon request.

Examples of application circuits, circuit constants and any other information contained herein illustrate the standard usage and operations of the Products. The peripheral conditions must be taken into account when designing circuits for mass production.

Great care was taken in ensuring the accuracy of the information specified in this document. However, should you incur any damage arising from any inaccuracy or misprint of such information, ROHM shall bear no responsibility for such damage.

The technical information specified herein is intended only to show the typical functions of and examples of application circuits for the Products. ROHM does not grant you, explicitly or implicitly, any license to use or exercise intellectual property or other rights held by ROHM and other parties. ROHM shall bear no responsibility whatsoever for any dispute arising from the use of such technical information.

The Products specified in this document are intended to be used with general-use electronic equipment or devices (such as audio visual equipment, office-automation equipment, communication devices, electronic appliances and amusement devices).

The Products specified in this document are not designed to be radiation tolerant.

While ROHM always makes efforts to enhance the quality and reliability of its Products, a Product may fail or malfunction for a variety of reasons.

Please be sure to implement in your equipment using the Products safety measures to guard against the possibility of physical injury, fire or any other damage caused in the event of the failure of any Product, such as derating, redundancy, fire control and fail-safe designs. ROHM shall bear no responsibility whatsoever for your use of any Product outside of the prescribed scope or not in accordance with the instruction manual.

The Products are not designed or manufactured to be used with any equipment, device or system which requires an extremely high level of reliability the failure or malfunction of which may result in a direct threat to human life or create a risk of human injury (such as a medical instrument, transportation equipment, aerospace machinery, nuclear-reactor controller, fuel-controller or other safety device). ROHM shall bear no responsibility in any way for use of any of the Products for the above special purposes. If a Product is intended to be used for any such special purpose, please contact a ROHM sales representative before purchasing.

If you intend to export or ship overseas any Product or technology specified herein that may be controlled under the Foreign Exchange and the Foreign Trade Law, you will be required to obtain a license or permit under the Law.



Thank you for your accessing to ROHM product informations.
More detail product informations and catalogs are available, please contact us.

ROHM Customer Support System

<http://www.rohm.com/contact/>