

Anti-Surge Resistor



SRC/M Series

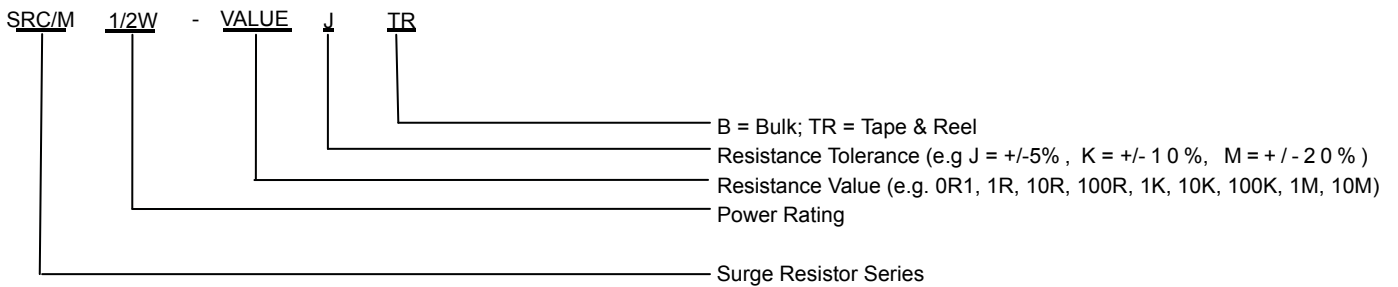
MERITEK

The Anti-Surge Resistor can replace carbon composition resistors. It offers enhanced performance in high voltage power supplies.

Key Features:

- Replaces 1 and 2 watt carbon composition resistors.
- Withstands high peak power and offers 10% tolerance
- Withstands high energy density demands

Part Numbering System:



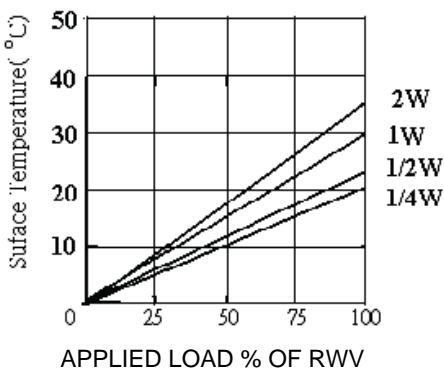
Dimensions:



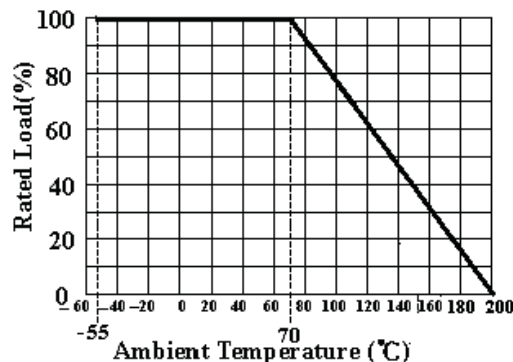
Standard		Resistance Tolerance				Resistance Value
Standard	@	8	<	X		
SRC1/2W	11.5±1.0	4.5±0.5	35±2.0	0.78±0.03	10Ω~10KΩ (±10%) HΩ3~9Ω9 (±20%)	
SRC1W	15.5±1.0	5.0±0.5	32±2.0	0.78±0.03		
SRC2W	17.5±1.0	6.5±0.5	35±2.0	0.78±0.03		
SRM1/2W	11.5±1.0	4.5±0.5	35±2.0	0.78±0.03	1K~1M (±10%)	
SRM1W	15.5±1.0	5.0±0.5	32±2.0	0.78±0.03		
SRM2W	15.5±1.0	5.0±0.5	35±2.0	0.78±0.03		

Performance Graphs:

Surface temp. rise



Power graph



Anti-Surge F Yg]ghcr



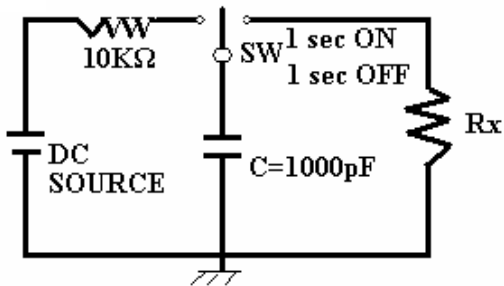
SRC/M Series

MERITEK

F U]b[g' . .

HMD9	DCK 9F F5 HB;	MAX. WORKING VOL TAGF	MAX. OVERLOAD VOLTAGE	DIELECTRIC WITHSTANDING VOLTAGE	MAX. SURGE VOLTAGE	CD9F5 HB; H9AD'F5 B; 9
SRC-1/2W	1/2W	200V	400V	500V	10KV	- 40°C to + 200°C
SRC-1W	1W	300V	600V	500V	14KV	
SRC-2W	2W	400V	800V	500V	18KV	
SRM-1/2W	1/2W	200V	400V	500V	10KV	
SRM-1W	1W	300V	600V	500V	15KV	
SRM-2W	2W	400V	800V	500V	25KV	

GdYVZWHjcbg' . .

TEST CHARACTERISTICS	Test Methods	SPECIFICATIONS
Short time overload	Rated Voltage X 2.5 or Max. overload Vol., whichever is lower, for 5sec.	$\pm (1.0\% + 0.05 \Omega)$
TEMPERATURE COEFFICIENT(T.C.R.)	Resistance value at room Temperature and room Temperature+100°C	SRC < 10K = ± 300 ppm SRM $\geq 10K = \pm 200$ ppm
Surge Voltage Characteristics (EN60065 TEST)	Discharge Test : 10KV 1000pf capacitor, Input pulse 50 time at 1 pulse / 5sec. max. 	SRx1/4W = 3KV SRx1/2W = 10KV SRx1W = 10KV SRx2W = 10KV $\pm (20\% + 0.05 \Omega)$
Resistance to soldering temperature	260°C $\pm 5^\circ\text{C}$ at 10s ± 1 s or 350°C $\pm 10^\circ\text{C}$ at 3.5s ± 0.5 s	$\pm (1.0\% + 0.05 \Omega)$
Moisture resistance	40°C $\pm 2^\circ\text{C}$ at 90%~95%RH, 1000h. Power cycle is 90 min 【ON】 30 min 【OFF】	$\pm (5.0\% + 0.05 \Omega)$
Terminal strength	Direct load for 10 sec. In the direction of the terminal leads.	Tensile strngth: ≥ 2.5 kg
Load Life	SRC : 1000 hours at rated voltage, 40°C * SRM : 1000 hours at rated voltage, 70°C *	$\pm (5.0\% + 0.05 \Omega)$

* Power cycle is 90 min on and 30 min off