

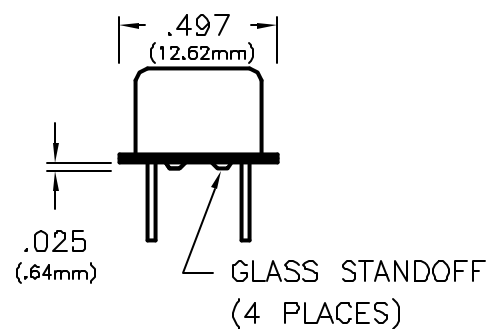
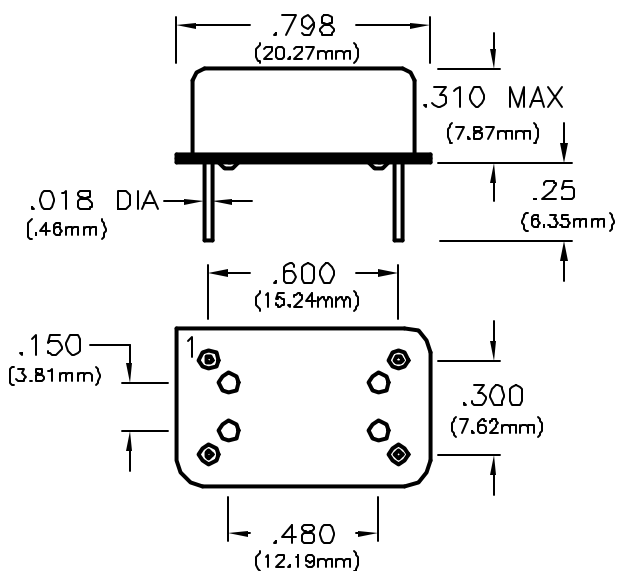
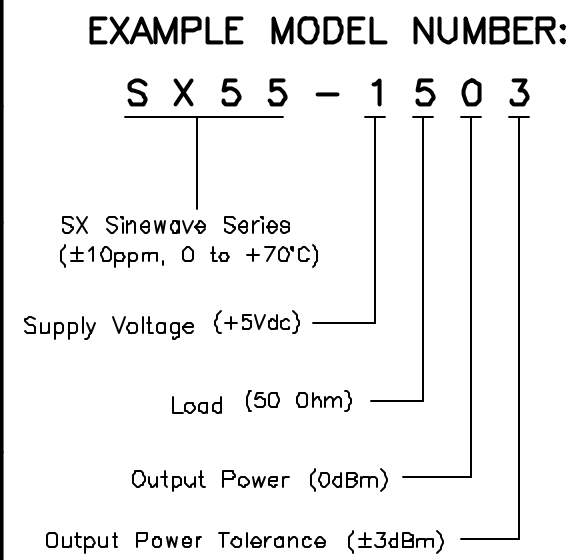


# CONNOR-WINFIELD CORPORATION

AURORA, IL. 60505  
 PHONE (630) 851-4722  
 FAX (630) 851-5040

## HIGH FREQUENCY 14 PIN DIP SINEWAVE

SPECIFICATIONS	<b>SX55-#5**</b>	
Frequency Range	24MHz to 225MHz	
Frequency Calibration @25°C	±5ppm	
Frequency Stability	±10ppm	
Temperature Range	0°C to +70°C	
Supply Voltage	<b>1</b>	+5Vdc ±5%
* - add suffix to model number	<b>2</b>	+12Vdc ±5%
	<b>3</b>	+15Vdc ±5%
Load	<b>5</b>	50 Ohm
	<b>7</b>	75 Ohm
Output Power	<b>0</b>	0dBm
	<b>2</b>	1.5dBm
	<b>3</b>	3dBm
	<b>4</b>	-5dBm
	<b>5</b>	7dBm
	<b>6</b>	10dBm
* - add suffix to model number	<b>1</b>	±1dBm
	<b>2</b>	±2dBm
	<b>3</b>	±3dBm
Output Power Tolerance	-25dBm Maximum , -35dBm Typical	
Total Harmonic Distortion	50mA Maximum , 25mA Typical	
Supply Current	10mS Maximum	
Start Up Time	All metal, hermetically sealed, welded package	
Package		



PIN	CONNECTION
1	GROUND (CASE)
7	GROUND (CASE)
8	OUTPUT
14	Vcc

Specifications subject to change without notice

BULLETIN #: SW026  
 PAGE 1 OF 1

REV: 03  
 DATE: 4/6/04

ISSUED BY: \_\_\_\_\_

Dimensional Tolerance: ±.02"  
 ±.005"