

Self-Shielded Audio Transformers

Using EP Geometry cores, these transformers provide excellent shielding.

Isolation is 1500 Vrms minimum

Longitudinal Balance is 60dB min.

Frequency range: 300Hz to 3400Hz

Electrical Specifications at 25°C

Thru-hole EP7 Style Part Number	Impedance (Ohms)	UNBAL. DC (mA)	Insertion Loss (dB) ⁽¹⁾	Frequency Response (dB)	Return Loss (dB) ⁽²⁾	Pri. DCR max. (Ω)	Sec. DCR max. (Ω)
T-30400	600 / 600	0.0	0.7	0.50	18	31	39

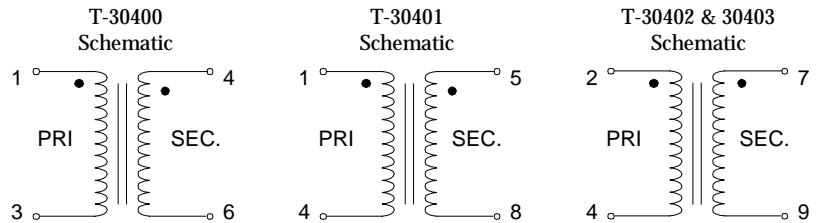
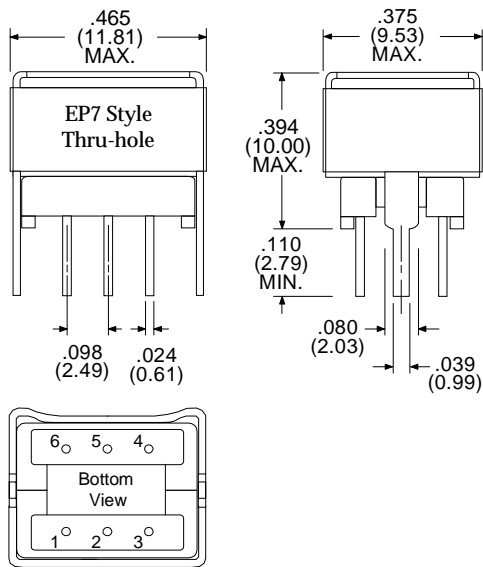
Electrical Specifications at 25°C

Thru-hole EP10 Style Part Number	Impedance (Ohms)	UNBAL. DC (mA)	Insertion Loss (dB) ⁽¹⁾	Frequency Response (dB)	Return Loss (dB) ⁽²⁾	Pri. DCR max. (Ω)	Sec. DCR max. (Ω)
T-30401	600 / 600	0.0	0.9	0.50	21	34	43

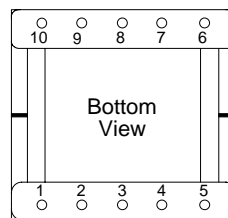
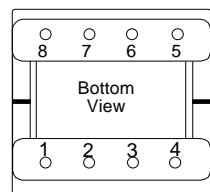
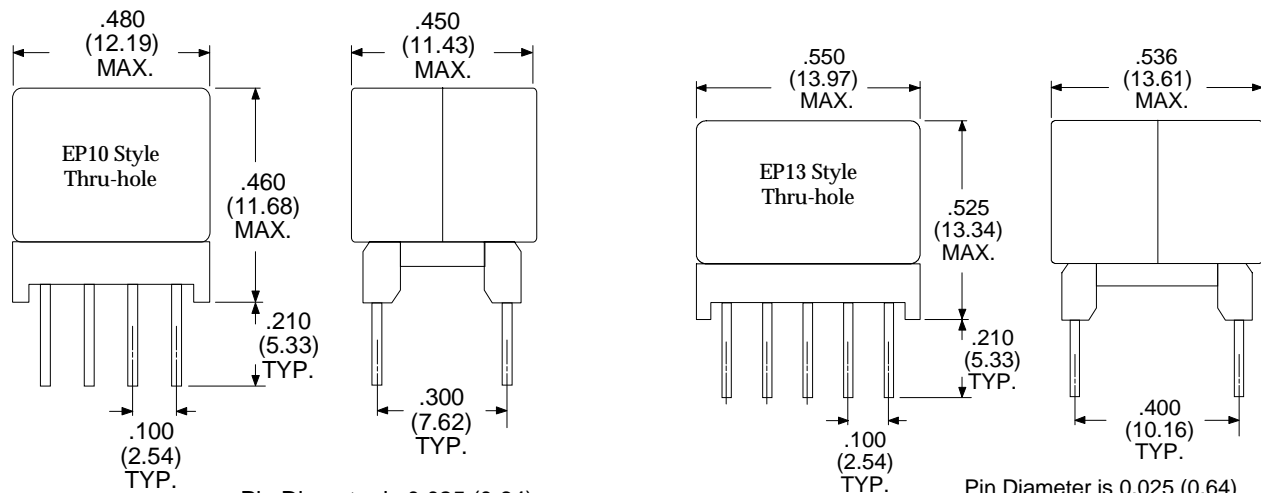
Electrical Specifications at 25°C

Thru-hole EP13 Style Part Number	Impedance (Ohms)	UNBAL. DC (mA)	Insertion Loss (dB) ⁽¹⁾	Frequency Response (dB)	Return Loss (dB) ⁽²⁾	Pri. DCR max. (Ω)	Sec. DCR max. (Ω)
T-30402	600 / 600	0.0	1.0	0.25	26	36	47
T-30403	900 / 900	0.0	1.0	0.25	26	44	58

1. Insertion Loss measured at 1 kHz.
2. Return Loss measured at 300 Hz.



Dimensions in Inches (mm)



Specifications subject to change without notice.

For other values & Custom Designs, contact factory.

EP - 10/98

Self-Shielded Audio Transformers

Using EP Geometry cores,
these transformers provide
excellent shielding.

Isolation is 1500 Vrms minimum

Longitudinal Balance is 60dB min.

Frequency range: 300Hz to 3400Hz

Electrical Specifications at 25°C

Surface Mount EP7 Style Part Number	Impedance (Ohms)	UNBAL. DC (mA)	Insertion Loss (dB) ⁽¹⁾	Frequency Response (dB)	Return Loss (dB) ⁽²⁾	Pri. DCR max. (Ω)	Sec. DCR max. (Ω)
T-30400G	600 / 600	0.0	0.7	0.50	18	31	39

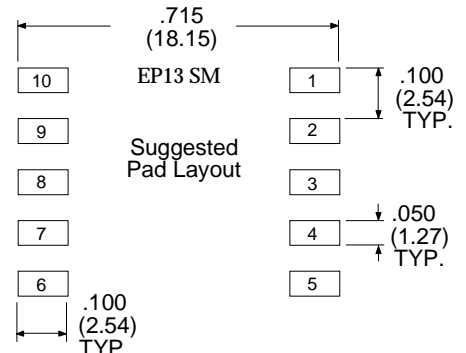
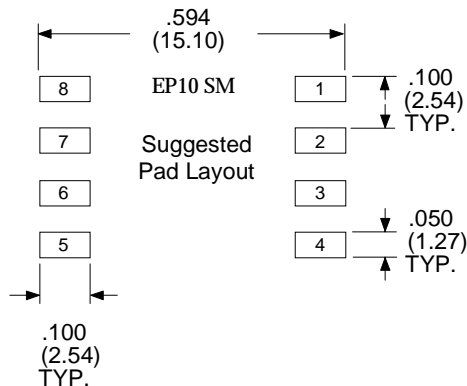
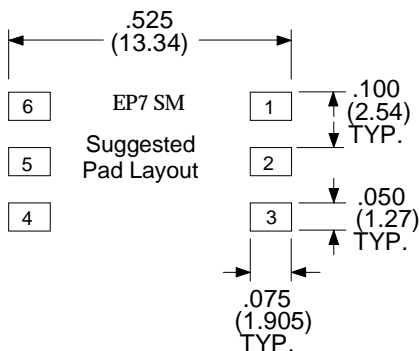
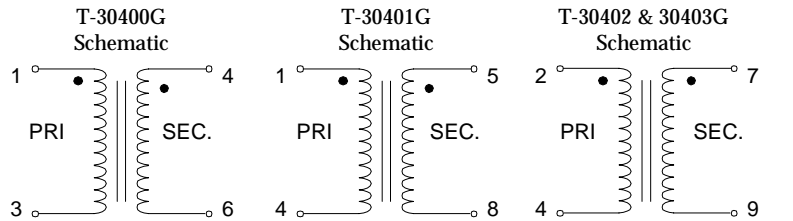
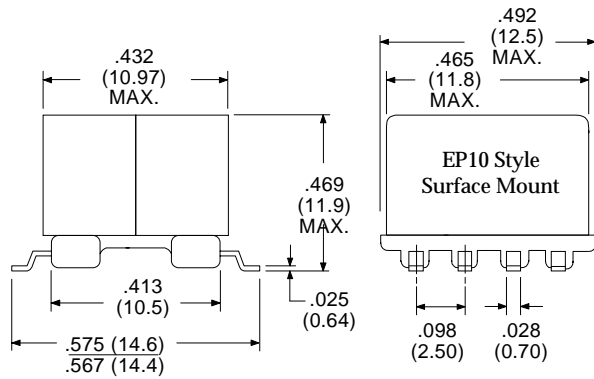
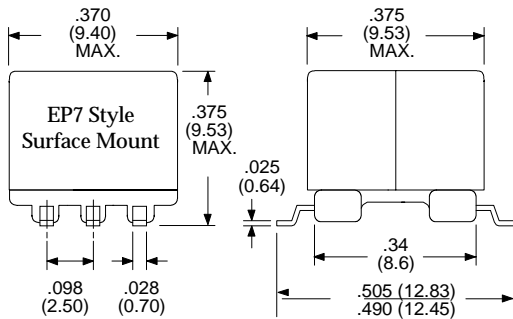
Electrical Specifications at 25°C

Surface Mount EP10 Style Part Number	Impedance (Ohms)	UNBAL. DC (mA)	Insertion Loss (dB) ⁽¹⁾	Frequency Response (dB)	Return Loss (dB) ⁽²⁾	Pri. DCR max. (Ω)	Sec. DCR max. (Ω)
T-30401G	600 / 600	0.0	0.9	0.50	21	34	43

Electrical Specifications at 25°C

Surface Mount EP13 Style Part Number	Impedance (Ohms)	UNBAL. DC (mA)	Insertion Loss (dB) ⁽¹⁾	Frequency Response (dB)	Return Loss (dB) ⁽²⁾	Pri. DCR max. (Ω)	Sec. DCR max. (Ω)
T-30402G	600 / 600	0.0	1.0	0.25	26	36	47
T-30403G	900 / 900	0.0	1.0	0.25	26	44	58

Dimensions
in Inches (mm)



Specifications subject to change without notice.

For other values & Custom Designs, contact factory.

EP - 10/98

Self-Shielded Audio Transformers

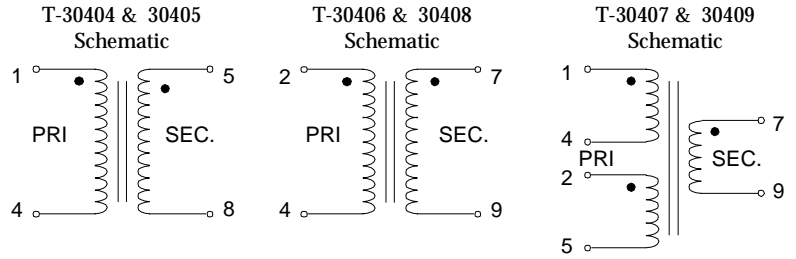
Built with Ferrite EP Geometry cores, these transformers provide excellent shielding.

Isolation is 1500 Vrms minimum

Longitudinal Balance is 60dB minimum

Frequency range: 300Hz to 3400Hz

Custom Designs Available



Electrical Specifications at 25°C

Thru-hole EP17 Style Part Number	Impedance (Ohms)	UNBAL. DC (mA)	Insertion Loss (dB) ⁽¹⁾	Frequency Response (dB)	Return Loss (dB) ⁽²⁾	Pri. DCR max. (Ω)	Sec. DCR max. (Ω)
T-30404	600 / 600	2.5	1.0	0.25	26	45	58
T-30405	900 / 900	2.5	1.0	0.25	26	55	71

Electrical Specifications at 25°C

Thru-hole EP20 Style Part Number	Impedance (Ohms)	UNBAL. DC (mA)	Insertion Loss (dB) ⁽¹⁾	Frequency Response (dB)	Return Loss (dB) ⁽²⁾	Pri. DCR max. (Ω)	Sec. DCR max. (Ω)
T-30406	600 / 600	5.0	0.8	0.25	26	27	36
T-30407	600CT / 600	5.0	0.8	0.25	26	27	36
T-30408	600 / 900	5.0	0.8	0.25	26	27	44
T-30409	900CT / 600	5.0	0.8	0.25	26	33	36

1. Insertion Loss measured at 1 kHz.
2. Return Loss measured at 300 Hz.

Dimensions in Inches (mm)

