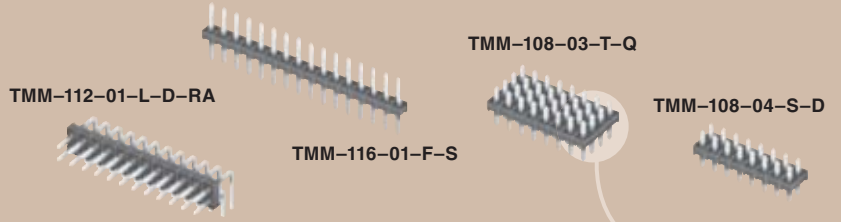




(2,00mm) .0787"

TMM SERIES



# LOW PROFILE THROUGH-HOLE HEADER

## SPECIFICATIONS

For complete specifications see [www.samtec.com?TMM](http://www.samtec.com?TMM)

**Insulator Material:**  
Black Liquid Crystal Polymer

**Terminal Material:**  
Phosphor Bronze

**Plating:**  
Sn or Au over 50µ" (1,27µm) Ni

**Operating Temp Range:**  
-55°C to +105°C with Tin;  
-55°C to +125°C with Gold

**Voltage Rating:**  
500 VAC mated with SQW  
450 VAC mated with SQT

**RoHS Compliant:**  
Yes

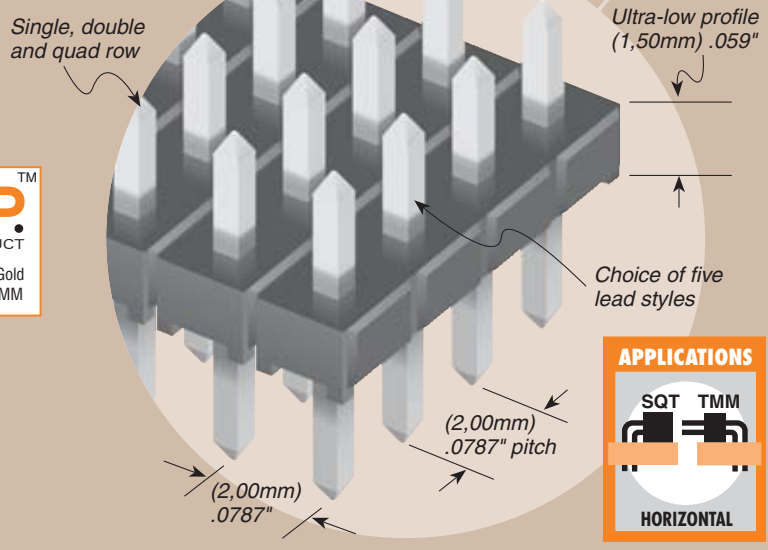
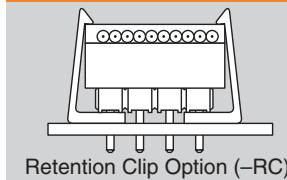
**Lead-Free Solderable:**  
Yes



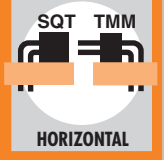
**Mates with:**  
CLT, SQT, SQW, ESQT,  
TLE, SMM, MMS,  
TCSD, TLSD



## APPLICATION



## APPLICATIONS



CURRENT RATING	
AMBIENT TEMP	Mated with SMM
20°C	3.9A
40°C	3.5A
60°C	3A
95°C	2A

6 POSITIONS (2x3) POWERED

**Note:** Some lengths, styles and options are non-standard, non-returnable.

## Also Available

**Press Fit**  
See PTT Series.

**Surface Mount**  
See TMM Series.

**Elevated**  
See TW Series.

**High Density**  
See TMMH Series.

**Shrouded Four Row Vertical & Right Angle**  
See TMMS Series.

Paste In Hole (PIH) processing.  
Contact Samtec ASP Group.

**TMM** - **1** **NO. PINS PER ROW** - **LEAD STYLE** - **PLATING OPTION** - **ROW OPTION** - **OTHER OPTION**

**01 thru 50**

**Specify LEAD STYLE from chart below.**

LEAD STYLE	A	B	C
-01	(3,20) (8,20)	(3,50) .126	(3,00) .138
-02	.224	(3,70) .146	(3,00) .118
-03	(4,00) (5,69)	(2,70) (1,91)	(2,29) .106
-04	(5,43) (5,43)	(1,65) .214	.090 .065
-05	(9,58) (9,58)	(3,20) .377	(4,88) .192
-06			

**-F** = Gold flash on post, Matte Tin on tail

**-L** = 10µ" (0,25µm) Gold on post, Matte Tin on tail

**-S** = 30µ" (0,76µm) Gold on post, Matte Tin on tail

**-T** = Matte Tin

**-S** = Single Row

**-D** = Double Row

**-Q** = Four Row

**-RA & -RE** = Right Angle (Lead Style -01 only) (2 positions minimum, -Q row)

**-RC** = Retention Clip (Mates with TCSD) (Double row only, 4 positions minimum, only available -06 lead style)

**"XXX"** = Polarized Position (Specify position of omitted pin)

**Note:** Other Gold plating options available. Contact Samtec.

**OPTION D**

OPTION	D
-RA	(1,27) .050
-RE	(3,56) .140

Due to technical progress, all designs, specifications and components are subject to change without notice.

[WWW.SAMTEC.COM](http://WWW.SAMTEC.COM)