


# ULTRA-LOW OHM, 2 WATT to 20 WATT

## ULV SERIES

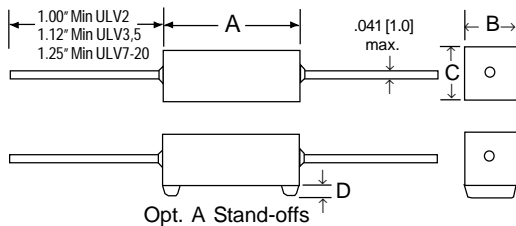


### FEATURES

- Values from 0.002Ω to 0.05Ω, tolerances to ±0.5%
- Ceramic body results in a fireproof construction
- Welded construction, low-inductance
- Excellent overload capability
- Available on RCD's exclusive **SWIFT™** delivery program!

### OPTIONS

- Option X: Non-inductive design (<0.1uH)
- Option A: Built-in standoffs available
- Option E: Low thermal EMF design



### Ultra Low Value, 2-Terminal

When ordering low value resistors please note that the lead resistance can be a contributing factor. RCD measures the resistance value at 3/8 ±1/32" from each end of the body (per MIL-R-49465). If in actual use, a different span from the resistor body to the PCB will be required, please advise at the time of ordering.

### TYPICAL PERFORMANCE

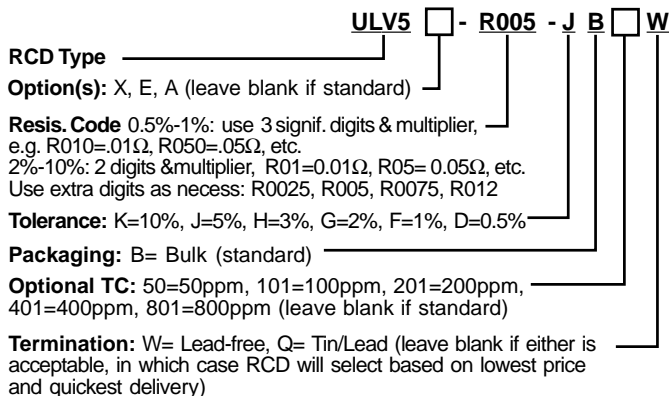
TC <sub>T25 to T100</sub>	.025Ω to 0.05Ω	200ppm/°C typ., 50 & 100ppm avail.
	.01Ω to 0.0249Ω	400ppm/°C typ., 200 & 100ppm avail.
	.005Ω to 0.0099Ω	800ppm/°C typ., 400 & 200ppm avail.
	.002Ω to 0.0049Ω	1600ppm/°C typ., 800 & 400ppm avail.
Operating Temp.	-55° to +275° C	
Terminal Strength	5 lbs. minimum	
Dielectric Strength	1000V	
Short Time Overload	5x rated W, 5 Sec., nte 1.5x max A	
Moisture Resistance	1.0%	
Temp. Cycle (-40/+125°C)	1.0%	
Load Life (1000 hours)	1.0%	
Shock and Vibration	0.2%	

RCD Type	Wattage Rating <sup>1</sup> @ 25°C	Current Rating <sup>1</sup> @ 25°C	MIL Type <sup>2</sup>	Resis. Range <sup>1</sup> (Ω)	DIMENSIONS [Numbers in brackets are mm.]			
					A ±.04 [1.0]	B ±.032 [.81]	C ±.05 [1.3]	D Typ. (Opt. A only)
ULV2	2W	20A	-	.002 - .05	.70 [17.8]	.27 [6.8]	.27 [6.8]	.06 [1.5]
ULV3	3W	25A	-	.002 - .05	.88 [22.4]	.31 [7.9]	.31 [7.9]	.06 [1.5]
ULV5	5W	30A	RLV41	.002 - .05	.88 [22.4]	.38 [9.7]	.35 [8.9]	.06 [1.5]
ULV7	7W	35A	RLV42	.0025 - .05	1.42 [36] max.	.38 [9.7]	.35 [8.9]	.10 [2.5]
ULV10	10W	40A	RLV43	.003 - .05	1.96 [50] max.	.38 [9.7]	.38 [9.7]	.10 [2.5]
ULV15	15W	40A	-	.003 - .05	1.96 [50] max.	.50 [12.7]	.50 [12.7]	.10 [2.5]
ULV20	20W	40A	-	.005 - .05	2.55 [65] max.	.56 [14.2] max.	.50 [12.7]	.10 [2.5]

<sup>1</sup> Increased rating available, consult factory

<sup>2</sup> Military part numbers are for references only and do not imply qualification.

### P/N DESIGNATION:



### DERATING:

