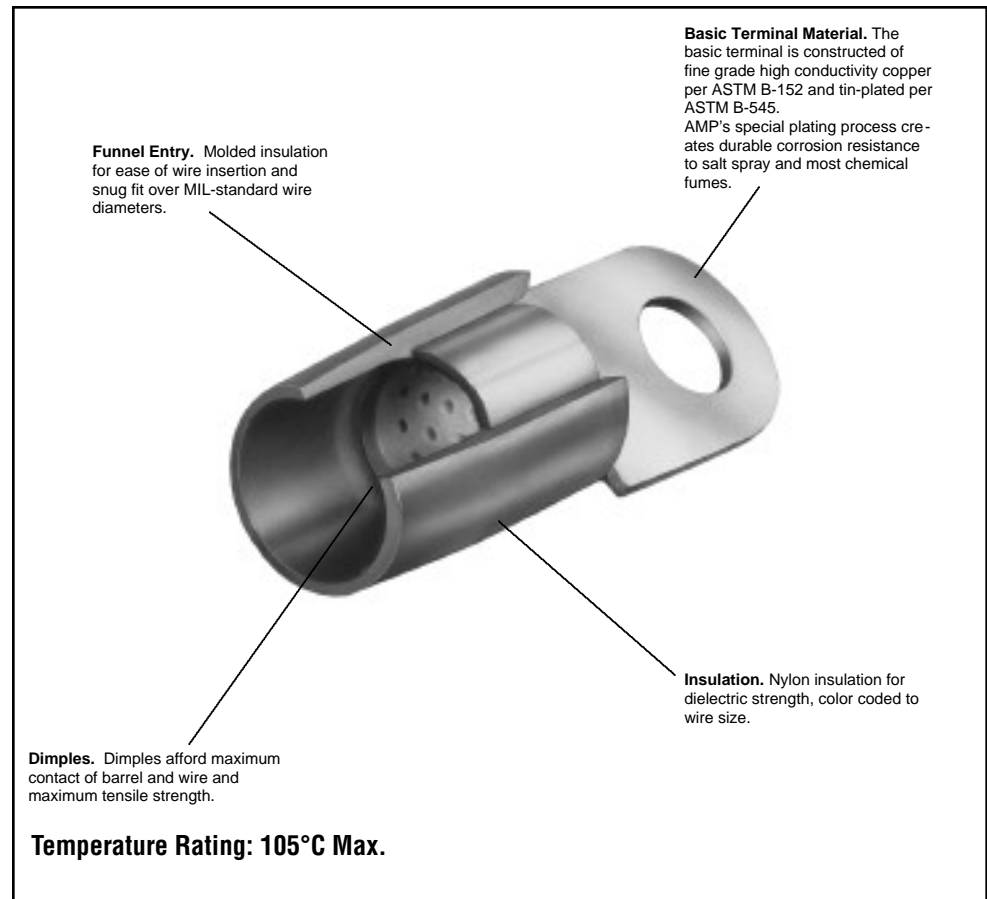




# TERMINYL

## Product Facts

- Designed to provide insulated terminals and splices for large wire sizes, many of which are used in airborne and ground support applications
- Tested under the procedures stipulated by MIL Spec. MIL-T-7928, they meet and exceed requirements
- Designed and engineered to withstand extreme vibration, shock and structural stresses, elevated temperatures and other conditions which could adversely affect the circuit requirements in complex air and space flight equipment
- The use of matching AMP tooling provides for precision crimping which makes all terminations identical
- This uniformity promotes maximum reliability and, coupled with tool die marks on the barrel indicating the wire size and color coding of the insulation sleeve, also serves as a built-in quality control factor
- Pre-insulated with color coded nylon which also acts as insulation support
- Wire size range of terminals is 8 AWG through 4/0 AWG



## Table of Contents

<b>Terminals</b>	
Ring Tongue .....	60, 61
<b>Splices</b>	
Butt .....	62

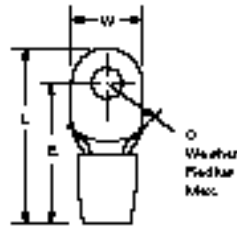
**TERMINYL Terminals meet or exceed the requirements of MIL-T-7928, Type II, Class 2.**

Refer to AMP Qualified Products for Military Application, Catalog 73-159 for Military Specification Number to AMP Part Number cross reference.



**TERMINYL** (Continued)

**Ring Tongue Terminals**



**Material**

**Insulation** — Nylon, UL 94V-2  
**Terminal Body** — Copper per ASTM B-152  
**Plating** — Tin per ASTM B-545

**Related Product Data**

**Insulation Color Code** — pg. 4  
**Packaging Quantities** — pg. 4  
**Performance Specifications** — pgs. 4 & 5  
**Application Tooling** — pg. 73

Wire Size Circular Mils [mm <sup>2</sup> ]	Tongue Material Thickness Max.	Stud Size	Dimensions				Terminal Insulation Color	Wire Insulation Diameter Max.	Part Numbers Loose Piece
			W	C	E Max.	L Max.			
8 13,100-20,800 [6.64-10.5]	.043 1.09	8 M4	.478 12.14	.437 11.10	1.183 30.05	1.425 36.20	Red	.256 6.50	53041
		10	.431 10.95	.437 11.10	1.183 30.05	1.402 35.61	Red	.256 6.50	324043
		1/4 M6	.478 12.14	.437 11.10	1.183 30.05	1.425 36.20	Red	.256 6.50	324082
		5/16 M8	.587 14.91	.500 12.70	1.246 31.65	1.542 39.17	Red	.256 6.50	324044
		3/8	.587 14.91	.500 12.70	1.246 31.65	1.542 39.17	Red	.256 6.50	324045
6 20,800-33,100 [10.5-16.8]	.048 1.22	10	.398 10.11	.515 13.08	1.447 36.75	1.700 43.18	Blue	.314 7.98	53119-1 <sup>1</sup>
			.468 11.89	.421 10.69	1.338 33.99	1.575 40.01	Blue	.314 7.98	324046
		1/4 M6	.500 12.70	.515 13.08	1.447 36.75	1.700 43.18	Blue	.314 7.98	324047
		5/16 M8	.625 15.88	.515 13.08	1.447 36.75	1.762 44.75	Blue	.314 7.98	324048
		3/8	.625 15.88	.515 13.08	1.447 36.75	1.762 44.75	Blue	.314 7.98	324049
4 33,100-52,600 [16.8-26.7]	.051 1.30	8 M4	.437 11.10	.265 6.73	1.155 29.34	1.376 34.95	Yellow	.382 9.70	331456
			.437 11.10	.265 6.73	1.155 29.34	1.376 34.95	Yellow	.382 9.70	1-331456-0
		10	.546 13.87	.531 13.49	1.536 39.01	1.812 46.02	Yellow	.382 9.70	324111
		1/4 M6	.546 13.87	.531 13.49	1.536 39.01	1.812 46.02	Yellow	.382 9.70	324050
		5/16 M8	.679 17.25	.531 13.49	1.536 39.01	1.878 47.70	Yellow	.382 9.70	324051
		3/8	.679 17.25	.531 13.49	1.536 39.01	1.878 47.70	Yellow	.382 9.70	324052*
4HD <sup>3</sup> 33,100-52,600 [16.8-26.7]	.094 2.39	1/2 M12	.679 17.25	.531 13.49	1.536 39.01	1.878 47.70	Yellow	.382 9.70	324114
		1/4 M6	.500 12.70	.390 9.91	1.349 34.26	1.602 40.69	Yellow	.443 11.25	330966
		5/16 M8	.679 17.25	.456 11.58	1.565 39.75	1.907 48.44	Yellow	.443 11.25	1-331421-0
2 52,600-83,700 [26.7-42.4]	.060 1.52	3/8	.679 17.25	.456 11.58	1.565 39.75	1.907 48.44	Yellow	.443 11.25	1-331421-1
		10	.711 18.06	.578 14.68	1.705 43.31	2.063 52.40	Red	.468 11.89	328655
		1/4 M6	.679 17.25	.578 14.68	1.705 43.31	2.045 51.94	Red	.468 11.89	324053
		5/16 M8	.711 18.06	.578 14.68	1.705 43.31	2.063 52.40	Red	.468 11.89	324112
		3/8	.711 18.06	.578 14.68	1.705 43.31	2.063 52.40	Red	.468 11.89	324054
	1/2 M12	.855 21.72	.578 14.68	1.705 43.31	2.135 54.23	Red	.468 11.89	324055	

\*Available in small packaging quantities.  
<sup>1</sup>Rectangular tongue terminal.  
<sup>2</sup>90° bend ring tongue terminal.  
<sup>3</sup>Heavy duty for extra mechanical strength.

TERMINYL



**TERMINYL** (Continued)

**Ring Tongue Terminals**

(Continued)

Wire Size Circular Mils [mm <sup>2</sup> ]	Tongue Material Thickness Max.	Stud Size	Dimensions				Terminal Insulation Color	Wire Insulation Diameter Max.	Part Numbers  Loose Piece
			W	C	E Max.	L Max.			
1/0 83,700-119,500 [42.4-60.6]	.073 1.85	1/4 M6	.675	.625	2.033	2.360	Blue	.580	55822-1
			17.15	15.88	51.64	59.94	Blue	14.73	324056
		5/16 M8	.807	.625	2.033	2.426	Blue	.580	324113
			20.50	15.88	51.64	61.62	Blue	14.73	324057
			.807	.625	2.033	2.426	Blue	.580	324058
20.50	15.88	51.64	61.62	Blue	14.73	324058			
2/0 119,500-150,500 [60.6-76.3]	.083 2.11	5/16 M8	.926	.625	2.026	2.416	Yellow	.610	324083
			23.52	15.88	51.46	61.37	Yellow	15.49	324084
		3/8	.926	.625	2.026	2.416	Yellow	.610	324085
23.52	15.88	51.46	61.37	Yellow	15.49	324085			
3/0 150,500-190,000 [76.3-96.3]	.094 2.39	3/8	1.082	.625	2.294	2.794	Red	.680	324185
			27.48	15.88	58.27	70.97	Red	17.27	329150
4/0 190,000-231,100 [96.3-117]	.105 2.67	3/8	.835	.625	2.295	2.700	Blue	.765	329150
			21.21	15.88	58.29	68.58	Blue	19.43	324187
		1/2 M12	1.150	.625	2.295	2.858	Blue	.765	324188
29.21	15.88	58.29	72.59	Blue	19.43	324188			

TERMINYL



**TERMINYL** (Continued)

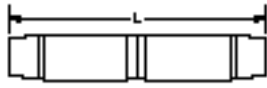
**Butt Splices**

**Material**

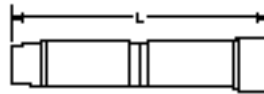
**Insulation Sleeve** — Nylon, UL 94V-2  
**Splice Body** — Copper per ASTM B-152  
**Plating** — Tin per ASTM B-545

**Related Product Data**

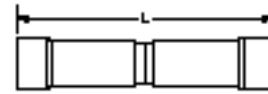
**Insulation Color Code** — pg. 4  
**Packaging Quantities** — pg. 4  
**Performance Specifications** — pgs. 4 & 5  
**Application Tooling** — pg. 73



Single to Single  
Standard Splice or  
Step-Down Assembly<sup>1</sup>



Single to Multiple  
Standard Splice



Multiple to Multiple  
Standard Splice

Wire Size Circular Mils [mm <sup>2</sup> ]	Style	Dimension L Max.	Splice Insulation Color	Wire Insulation Diameter Max.		Part Numbers
				Single End	Multiple End	
8 to 12-10 13,100-20,800 [6.64-10.5] to 5,180-13,100 [2.62-6.64]	Single to Single Step-Down Assembly	<b>2.066</b> 52.48	Red w/ Yellow at adapter end	<b>.255</b> 6.48	—	328569
6 to 8 20,800-33,100 [10.5-16.8] to 13,100-20,800 [6.64-10.5]	Single to Single Step-Down Assembly	<b>2.265</b> 57.53	Blue w/ Red at adapter end	<b>.310</b> 7.87	—	328571
8 13,100-20,800 [6.64-10.5]	Single to Single Standard Splice	<b>2.066</b> 52.48	Red	<b>.255</b> 6.48	—	324625
6 20,800-33,100 [10.5-16.8]		<b>2.265</b> 57.53	Blue	<b>.310</b> 7.87	—	324660
4 33,100-52,600 [16.8-26.7]		<b>2.804</b> 71.22	Yellow	<b>.370</b> 9.40	—	324622
2 52,600-83,700 [26.7-42.4]		<b>3.094</b> 78.59	Red	<b>.445</b> 11.30	—	324623
8 13,100-20,800 [6.64-10.5]	Single to Multiple Standard Splice	<b>2.171</b> 55.14	Red	<b>.255</b> 6.48	<b>.335</b> 8.51	324658
6 20,800-33,100 [10.5-16.8]		<b>2.359</b> 59.92	Blue	<b>.310</b> 7.87	<b>.415</b> 10.54	324621
4 33,100-52,600 [16.8-26.7]		<b>2.804</b> 71.22	Yellow	<b>.370</b> 9.40	<b>.495</b> 12.57	324662
8 13,100-20,800 [6.64-10.5]	Multiple to Multiple Standard Splice	<b>2.276</b> 57.81	Red	—	<b>.335</b> 8.51	324657
6 20,800-33,100 [10.5-16.8]		<b>2.484</b> 63.09	Blue	—	<b>.415</b> 10.54	324659
2 52,600-83,700 [26.7-42.4]		<b>3.094</b> 78.59	Red	—	<b>.595</b> 15.11	324663

<sup>1</sup>Step-Down Assembly includes adapter which is visible through insulation sleeve window.

TERMINYL




### CERTI-SEAL

#### Product Facts

- **Nylon window splice for military, commercial, aircraft, and missile applications that seals out vapors and fluids and imparts exceptional wire insulation support**
- **Metal rings at both ends of splice and permanently crimped to wire insulation for a moisture tight seal, even at altitude**
- **Designed to fit more than 100 insulation diameters in MIL-Spec wires from #24 to #10 AWG, and is available in three types**
  - **First type is made with a nylon ring adapter within the wire entrance**
  - **Second type, without nylon ring adapters**
  - **Third type with a nylon ring adapter in one end only**
- **Special notch feature on the outside of the splice allows locator in the crimping tool to precisely position splice before crimping and to prevent twisting or horizontal movement during crimping**
- **Window area of each splice permits visual inspection of the linear plane of the crimp in relation to the inner metal sleeve**
- **Wire-stops in splice barrel indicate exact insertion depth of stripped wire-ends**

**Color Coding.** The splice body is color coded by wire size: Tin plated for 24-20, Red for 22-18, Blue for 16-14, Yellow for 12-10. The metal rings are color coded green or orange to identify the presence of adapters.

**Basic Splice Material.** The basic splice body is constructed of fine grade high conductivity copper per ASTM B-152 and is either color coded or tin-plated per ASTM B-545. AMP's special plating process creates durable corrosion resistance to salt spray and most chemical fumes.



**Rings.** Metal rings at both ends permanently seal the splice to the wire insulation for a moisture tight seal.

**Insulation.** Nylon insulation assures high dielectric strength. Special notch feature allows crimping tool locator to position the splice to prevent twisting during crimping.

**Adapters.** Nylon ring adapter allows for smaller wire insulation diameters.

#### Table of Contents

Splices and Tooling..... 64

**CERTI-SEAL** (Continued)**Splice****Material**

**Insulation** — Nylon, UL 94V-2  
**Splice Body** — Copper per ASTM B-152  
**Plating** — Tin per ASTM B-545 or Zinc Plate/Dye Chromate

**Related Product Data**

**Insulation Color Code** — pg. 4  
**Packaging Quantities** — pg. 4  
**Performance Specifications** — pgs. 4 & 5  
**Application Tooling** — shown below

**Splices with nylon wire insulation diameter adapters**

Wire Size Circular Mils [mm <sup>2</sup> ]	L Max.	Body Color	Ring Color	Wire Insulation Dia. Max.	Part Numbers	Hand Tool Part No.
24-20 320-1,290 [0.16-0.65]	.970 24.64	Tin Plated	Green	.065 1.65	324987	46073
24-20 320-1,290 [0.16-0.65]	.970 24.64	Tin Plated	Orange	.073 1.85	1-324987-0	46073
22-18 509-1,900 [0.26-0.96]	1.156 29.36	Red	Green	.101 2.57	324988	46074
16-14 2,050-5,180 [1.04-2.62]	1.156 29.36	Blue	Green	.120 3.05	324989	59282
12-10 5,180-13,100 [2.62-6.64]	1.345 34.16	Yellow	Green	.150 3.81	324990	58325-1

**Splices without nylon wire insulation diameter adapters**

Wire Size Circular Mils [mm <sup>2</sup> ]	L Max.	Body Color	Ring Color	Wire Insulation Dia. Max.	Part Numbers	Hand Tool Part No.
24-20 320-1,290 [0.16-0.65]	.970 24.64	Tin Plated	Tin Plated	.100 2.54	324544	46073
22-18 509-1900 [0.26-0.96]	1.156 29.36	Red	Tin Plated	.133 3.38	324548	46074
16-14 2,050-5,180 [1.04-2.62]	1.156 29.36	Blue	Tin Plated	.157 3.99	324549	59282
12-10 5,180-13,100 [2.62-6.64]	1.345 34.16	Yellow	Tin Plated	.218 5.54	324631	58325-1
16-14 HD	1.345 34.16	Tin Plated	Tin Plated	.218 5.54	55685-1	58325-1

**Splices with nylon wire insulation diameter adapter in one end**

Wire Size Circular Mils [mm <sup>2</sup> ]	L Max.	Body Color	Ring Color	Wire Insulation Dia. Max.		Part Number	Hand Tool Part No.
				Adapter End	Other End		
24-20 320-1,290 [0.16-0.65]	.970 24.64	Tin Plated	Orange & Tin Plated	.073 1.85	.100 2.54	1-324987-1	46073

**Tooling****Tool Part No. 46073 or 46074****Tool Part No. 59282 or 58325-1**

Hand tooling features the AMP CERTI-CRIMP crimping tool so that the operator fully closes tool so that crimping dies in tool head fully "bottom". Locator feature in head assures that splice is properly oriented in tool.  
 CERTI-SEAL Tools do not require wire insulation adjustment prior to crimping.