

Specifications

Insulation Resistance:	10 ¹² Ω min.
Withstanding Voltage:	1,000V _{RMS} for 1 minute
Contact Resistance:	10mΩ max. at 10mA / 20mV
Current Rating:	1A max.
Operating Temperature Range:	-55°C ~ +125°C
Acceptable Pin Diameter:	0.46 ± 0.05
Mating Cycles:	100 insertions min.


Materials and Finish



Housing: PCT, 30% Polyester, glass filled UL94V-0
 Contact: Inner clip - Beryllium Copper (BeCu), Au over Ni (2-3μm)
 Outer sleeve - Machined Brass, Sn over Ni (2-3μm)

Features

- ⇨ Round tail production PGA sockets with Solder Dip or Wire Wrap terminals
- ⇨ Best solder ability due to stand-offs
- ⇨ Low insertion and extraction force, due to 6 contacting leaves per pin
- ⇨ Any contact pattern available
- ⇨ Grid sizes >22 x 22 on request



Part Number (Details)

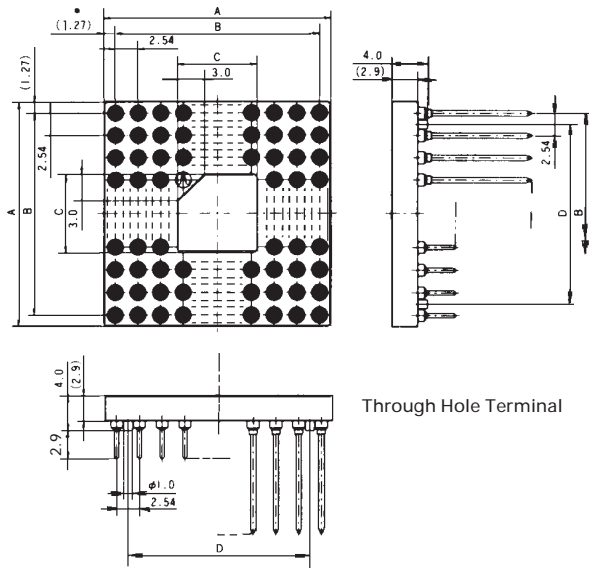
YED122 - 064 10 - 0 B S *

Series No.	064
No. of Contact Pins	10
Grid	0
Design No.	B
Inner Contact Plating B	S
Outer Sleeve Plating S	

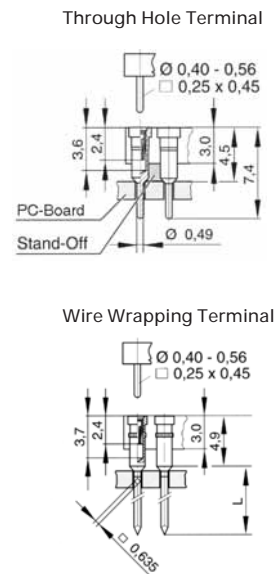
Terminal Structure

- 1 = Straight Wire Wrapping Type (L=6.6mm)
- 2 = Straight Wire Wrapping Type (L=9.5mm)
- 4 = Straight Solder Dip Type (L=2.9mm)

Outline Socket Dimensions

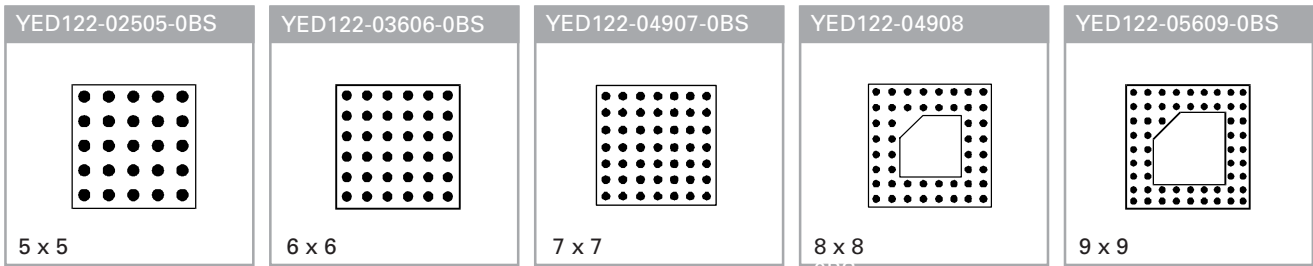


Contact Position Detail

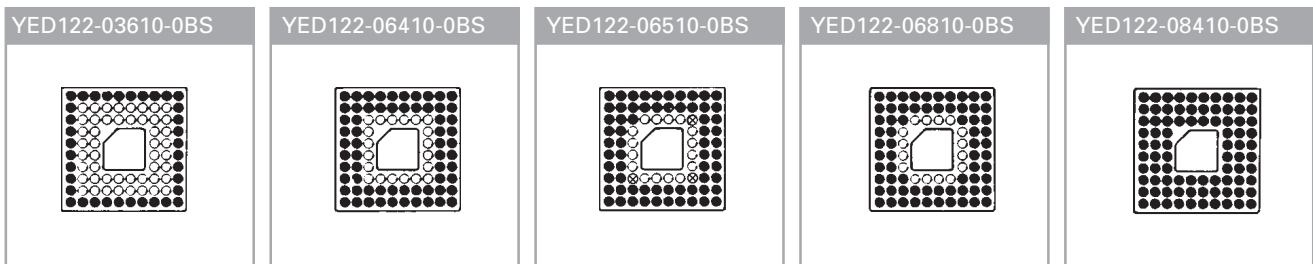


Grid Size	Pin Count	A	B	C	D
5 x 5	25	12.62	2.54x4=10.16	-	-
6 x 6	36	15.16	2.54x5=12.70	-	-
7 x 7	49	17.70	2.54x6=15.24	-	-
8 x 8	49	20.24	2.54x7=17.78	10.16	-
9 x 9	56	22.78	2.54x8=20.32	12.70	-
10 x 10	84	25.32	2.54x9=22.86	10.16	20.32
11 x 11	96	27.86	2.54x10=25.40	12.70	22.86
12 x 12	128	30.40	2.54x11=27.94	8.89	25.40
13 x 13	144	32.94	2.54x12=30.48	11.43	27.94
14 x 14	160	35.48	2.54x13=33.02	13.97	30.48
15 x 15	200	38.02	2.54x14=35.56	11.43	33.02
17 x 17	240	43.10	2.54x16=40.64	17.78	38.10
18 x 18	288	45.64	2.54x17=43.18	15.24	40.64
19 x 19	336	48.18	2.54x18=45.72	11.43	43.18
20 x 20	364	50.72	2.54x19=48.26	13.97	45.72
21 x 21	441	53.26	2.54x20=50.80	-	-
22 x 22	484	55.80	2.54x21=53.34	-	-


Grid Size 5 x 5 / 6 x 6 / 7 x 7 / 8 x 8 / 9 x 9 (reference only)




Grid Size 10 x 10



Grid Size 11 x 11



Grid Size 12 x 12 (reference only)



Grid Size 13 x 13 (reference only)

YED122-05313-0BS 	YED122-06913-0BS 	YED122-07313-0BS 	YED122-08413-0BS 	YED122-08513-0BS
YED122-08513-1BS 	YED122-08813-0BS 	YED122-08813-1BS 	YED122-08913-0BS 	YED122-09813-0BS
YED122-10013-0BS 	YED122-10013-1BS 	YED122-10013-2BS 	YED122-10113-0BS 	YED122-11213-0BS
YED122-11413-0BS 	YED122-11913-0BS 	YED122-12013-0BS 	YED122-12113-0BS 	YED122-12413-0BS
YED122-12813-0BS 	YED122-12813-1BS 	YED122-13213-0BS 	YED122-13313-1BS 	YED122-13313-2BS
YED122-14413-0BS 	<p>Note: ● = Contact ⊗ = Polarity Key</p>			


Grid Size 14 x 14 (reference only)

<p>YED122-03814-0BS</p>	<p>YED122-04914-0BS</p>	<p>YED122-09614-0BS</p>	<p>YED122-09714-0BS</p>	<p>YED122-10114-0BS</p>
<p>YED122-12414-0BS</p>	<p>YED122-12414-1BS</p>	<p>YED122-12514-0BS</p>	<p>YED122-13214-0BS*(L)</p>	<p>YED122-13214-1BS</p>
<p>YED122-13314-0BS</p>	<p>YED122-13314-1BS</p>	<p>YED122-13314-2BS</p>	<p>YED122-13514-0BS</p>	<p>YED122-13614-0BS</p>
<p>YED122-16014-0BS</p>	<p>Note: ● = Contact ⊗ = Polarity Key</p>			


Grid Size 15 x 15 (reference only)

YED122-04615-0BS 	YED122-10015-0BS 	YED122-10515-0BS 	YED122-12115-0BS 	YED122-12515-0BS
YED122-14115-0BS 	YED122-14315-0BS 	YED122-14415-0BS 	YED122-14515-0BS 	YED122-14515-1BS
YED122-14615-0BS 	YED122-14915-0BS 	YED122-14915-1BS 	YED122-14915-2BS 	YED122-14915-3BS
YED122-15315-0BS 	YED122-15615-0BS 	YED122-16015-0BS 	YED122-17615-0BS 	YED122-17715-0BS
YED122-17915-0BS 	YED122-18015-0BS 	YED122-18015-1BS 	YED122-18115-0BS 	YED122-18215-0BS
YED122-20015-0BS 	<p>Note: ● = Contact ⊗ = Polarity Key</p>			


Grid Size 17 x 17 (reference only)



Grid Size 18 x 18 (reference only)





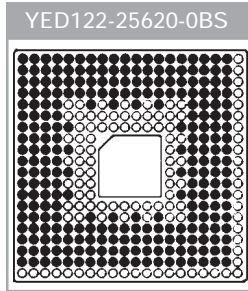


Grid Size 19 x 19 (reference only)




Note:

- = Contact
- ⊗ = Polarity Key


Grid Size 20 x 20 (reference only)



Grid Size 21 x 21 (reference only)



Grid Size 22 x 22 (reference only)



Note:
 ● = Contact
 ⊗ = Polarity Key