

Fig. 1

- Series 350, 360, 370 & 380 single row Header strips come with various styles (pin, slotted head, turret and solder cup) with pluggable solder tails.

350...001 uses pin #0290
360...001 uses pin #0282
370...001 uses pin #0700
380...001 uses pin #8000
See pages 182 & 183 for details.

- Insulators are high temp. thermoplastic.



Ordering Information

| | |
|---------------|---|
| Fig. 1 | Series 350...001 .025 Pin / .018 Solder Tail |
| | 350-XX-1__-00-001000 Specify # of pins → 01-64 |
| Fig. 2 | Series 360...001 Slotted Head / Solder Tail |
| | 360-XX-1__-00-001000 Specify # of pins → 01-64 |
| Fig. 3 | Series 370...001 Turret / Solder Tail |
| | 370-XX-1__-00-001000 Specify # of pins → 01-64 |
| Fig. 4 | Series 380...001 Solder Cup / Solder Tail |
| | 380-XX-1__-00-001000 Specify # of pins → 01-64 |

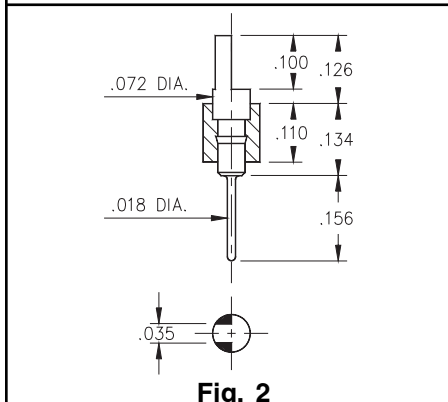


Fig. 2

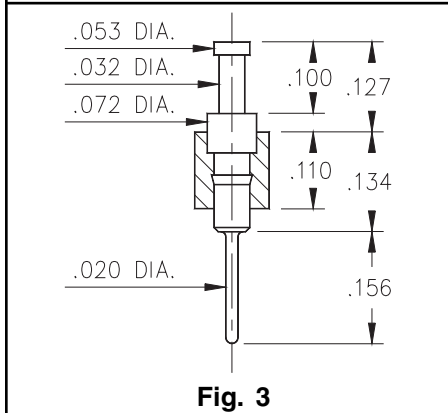


Fig. 3

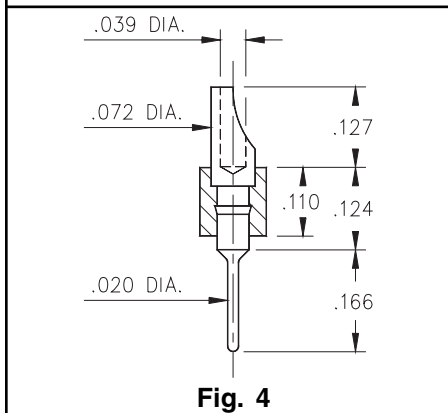


Fig. 4

For Electrical, Mechanical & Environmental Data, See pg. 4

XX=Plating Code See Below

For RoHS compliance select ◇ plating code.

| | | | | |
|--------------------------|---------|-------------|----------|--|
| SPECIFY PLATING CODE XX= | 10◇ | 90 | 40◇ | |
| Pin Plating | 10μ" Au | 200μ" Sn/Pb | 200μ" Sn | |