

Specifications

Voltage Rating: 150 V AC
 Current Rating: 1.5A
 Operating Temperature Range: -40°C to +105°C
 Withstanding Voltage: 500 V for 1 minute
 Soldering Temp.: 260°C / 3 sec.


Materials and Finish

Housing: UL 94V-0 listed
 Terminals: Brass
 Contact Plating: Gold over Nickel



Features

⇒ Pin count from 2 to 40



Part Number (Details)

ZP5 - *** - ** - G2

Series No.

Plastic Height (see table)

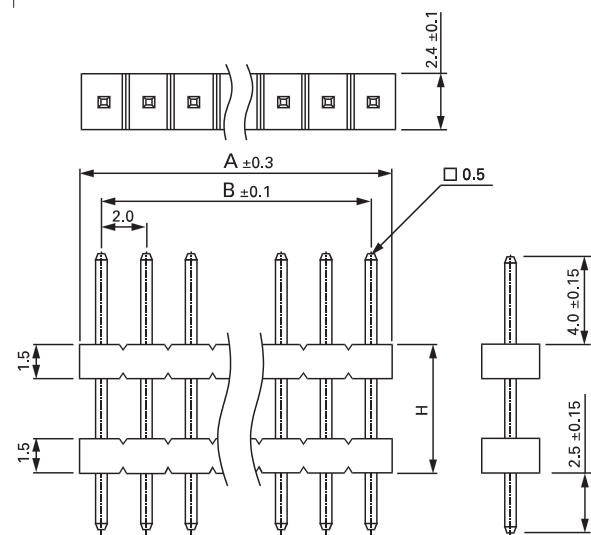
No. of Contact Pins (2 to 40)

Mating Face Plating:
 G2 = Gold Flash

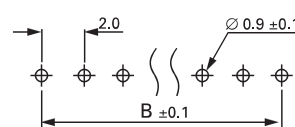
Dimensional Information

Part Number	Dim. A	Dim. B
ZP5-***-02-G2	4.3	2.0
ZP5-***-03-G2	6.3	4.0
ZP5-***-04-G2	8.3	6.0
ZP5-***-05-G2	10.3	8.0
ZP5-***-06-G2	12.3	10.0
ZP5-***-07-G2	14.3	12.0
ZP5-***-08-G2	16.3	14.0
ZP5-***-09-G2	18.3	16.0
ZP5-***-10-G2	20.3	18.0
ZP5-***-11-G2	22.3	20.0
ZP5-***-12-G2	24.3	22.0
ZP5-***-13-G2	26.3	24.0
ZP5-***-14-G2	28.3	26.0
ZP5-***-15-G2	30.3	28.0
ZP5-***-16-G2	32.3	30.0
ZP5-***-17-G2	34.3	32.0
ZP5-***-18-G2	36.3	34.0
ZP5-***-19-G2	38.3	36.0
ZP5-***-20-G2	40.3	38.0
ZP5-***-21-G2	42.3	40.0
ZP5-***-22-G2	44.3	42.0
ZP5-***-23-G2	46.3	44.0
ZP5-***-24-G2	48.3	46.0
ZP5-***-25-G2	50.3	48.0
ZP5-***-26-G2	52.3	50.0
ZP5-***-27-G2	54.3	52.0
ZP5-***-28-G2	56.3	54.0
ZP5-***-29-G2	58.3	56.0
ZP5-***-30-G2	60.3	58.0
ZP5-***-31-G2	62.3	60.0
ZP5-***-32-G2	64.3	62.0
ZP5-***-33-G2	66.3	64.0
ZP5-***-34-G2	68.3	66.0
ZP5-***-35-G2	70.3	68.0
ZP5-***-36-G2	72.3	70.0
ZP5-***-37-G2	74.3	72.0
ZP5-***-38-G2	76.3	74.0
ZP5-***-39-G2	78.3	76.0
ZP5-***-40-G2	80.3	78.0

Outline Connector Dimensions



Recommended PCB Layout



Top View

Part Number and Details for Plastic Height

Part Number	Dim. H	Part Number	Dim. H
ZP5-080-**-G2	1.5	ZP5-130-**-G2	6.5
ZP5-085-**-G2	2.0	ZP5-135-**-G2	7.0
ZP5-090-**-G2	2.5	ZP5-140-**-G2	7.5
ZP5-095-**-G2	3.0	ZP5-145-**-G2	8.0
ZP5-100-**-G2	3.5	ZP5-150-**-G2	8.5
ZP5-105-**-G2	4.0	ZP5-155-**-G2	9.0
ZP5-110-**-G2	4.5	ZP5-160-**-G2	9.5
ZP5-115-**-G2	5.0	ZP5-165-**-G2	10.0
ZP5-120-**-G2	5.5	ZP5-170-**-G2	10.5
ZP5-125-**-G2	6.0	ZP5-175-**-G2	11.0