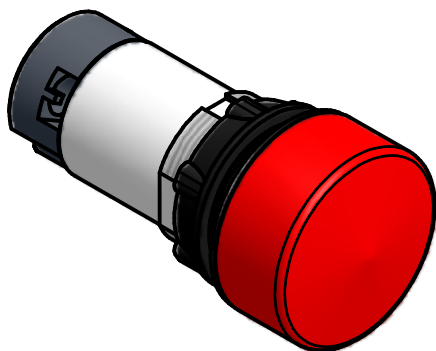
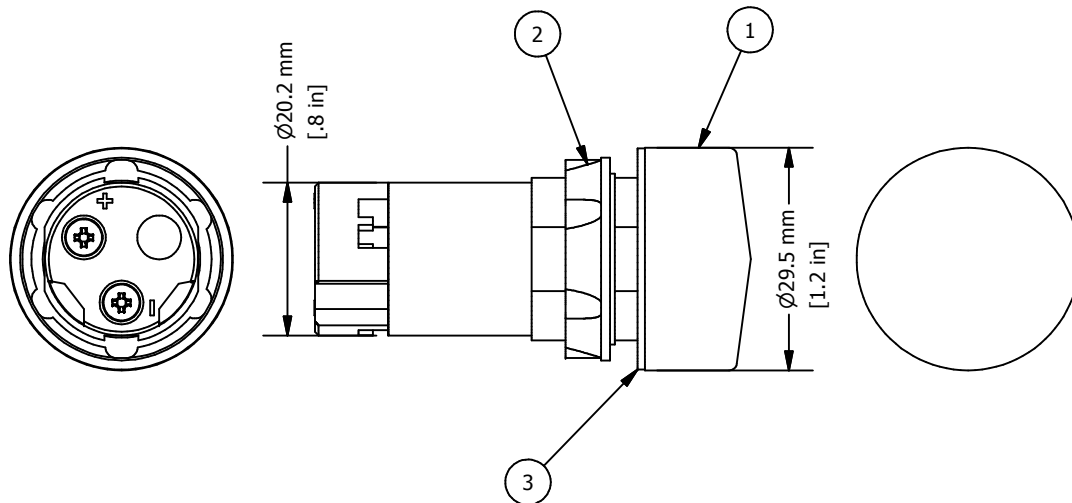
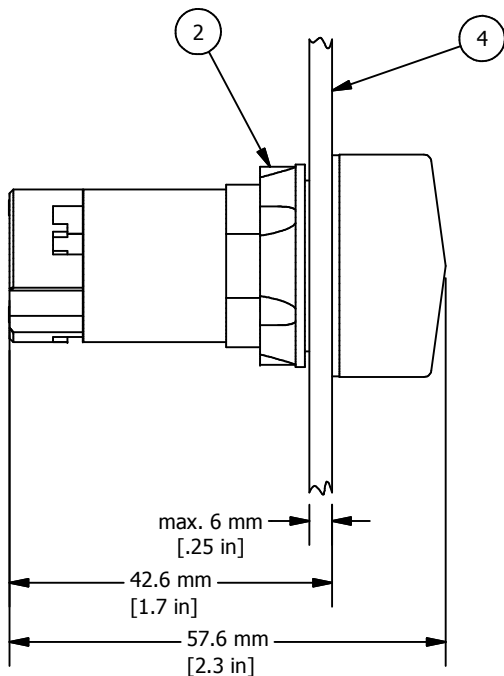


REVISION FOR DWG # 1PB-3PLBRxL-yyy

REV	CH.NO.	DESCRIPTION	DATE	REVISED BY
-	-	ORIGINAL DESIGN	11/2/2007	PHILIPP E.



yyy = Voltage

012	=	12V AC/DC
024	=	24V AC/DC
048	=	48V AC/DC
110	=	110V AC/DC
230	=	230V AC
230D	=	230V DC

* = Pilot Light is supplied with mounting nut and rubber gasket (ITEM 2 and 3)

ITEM	DESCRIPTION	CAT. NO.	COLOR	MIN. QTY.	MAX. QTY.
1*	Unibody LED Indicator Plastic Pilot Light	3PLBR1L-yyy	White Lense/Yellow LED	1	1
		3PLBR1LS-yyy	White Lense/White LED	1	1
		3PLBR3L-yyy	Green Lense/Green LED	1	1
		3PLBR4L-yyy	Red Lense/Red LED	1	1
		3PLBR5L-yyy	Amber Lense/Amber LED	1	1
		3PLBR6L-yyy	Blue Lense/Blue LED	1	1
		3PLBR7L-yyy	Clear Lense/Yellow LED	1	1
		3PLBR7LS-yyy	Clear Lense/White LED	1	1
3PLBR8LS-yyy	Yellow Lense/Yellow LED	1	1		
2*	Mounting Nut	P2BRK	Black	1	1
3*	Rubber Gasket	3PRG1	Black	1	1
4	Panel	-	-	-	-

UNLESS OTHERWISE SPECIFIED:
 • ALL DIMENSIONS ARE IN MILLIMETERS
 • THIRD ANGLE PROJECTION



This Drawing is the property of

Altech Corp.

35 Royal Road
 Flemington, NJ 08822-6000
 (908) 806-9400
 Fax (908) 806-9490

AND IS A CONFIDENTIAL DISCLOSURE
 WITHOUT THE BORROWER'S AGREEMENT THAT IT SHALL NOT BE REPRODUCED, COPIED, LENT OR DISPOSED OF DIRECTLY OR INDIRECTLY NOR USED FOR ANY PURPOSE OTHER THAN THAT FOR WHICH IT IS SPECIFICALLY FURNISHED.

TITEL Unibody LED Indicator Plastic Pilot Lights 3PLBRxL-yyy (x=color, yyy=voltage)

TOLERANCE		
XX	=	±1 mm
XX.X	=	±0.5 mm
XX.XX	=	±0.2 mm
ALL	=	- mm

METRIC

DRAWN BY:
 Philipp Ernstberger

11/2/2007

DRAWING NO.:
 1PB-3PLBRxL-yyy

REV.:
 -

CHECKED BY:
 Laszlo Gyorgypal

11/2/2007

SCALE: -

SHEET: 1

OF: 1

RELEASED BY:
 Laszlo Gyorgypal

11/2/2007