

Power PCB Relay 409

1 pole 10 A, 2 pole 8 A



F0249-A

Features

- 1 C/O or 1 N/O contact, 10 / 16 A
- Pinning 3,5 or 5 mm
- 2 C/O contacts (409 03)
- 4 kV / 8 mm coil-contact (409 07)

Applications

Power supplies, domestic appliances, heating controls



(409 07 only)

Technical data of approved types on request

Contact data

Configuration	1 C/O	1 N/O	2 C/O
Type of contact	single contact		
Rated current pinning 3.5/5 mm	10/16 A	10/16 A	-/8 A
Rated voltage / max.breaking voltage AC	250 Vac / 400 Vac		
Max. breaking voltage DC	250 Vdc		
Maximum breaking capacity AC	4000 VA	4000 / 2500 VA	2000 VA
Make current (max. 4 s at duty cycle 10%)	20 A	20 / 12 A	10 A
peak inrush current 20 ms	20 A	20 / 16 A	16 A
Contact material	AgCdO		

Contact ratings

Type	Load	Operations
409 03	8 A, 250 Vac, resistive	2x10 ⁵
409 04	10 A, 250 Vac, resistive	2x10 ⁵
409 06	16 A, 250 Vac, resistive	2x10 ⁵
409 07	16 A, 250 Vac, resistive	2x10 ⁵

Coil data

Nominal voltage	DC coil	2.5...110 Vdc
Nominal coil power	DC coil	0.6...0.8 W
Operate category	c	

Coil versions DC-coil

Coil code	Nominal voltage Vdc	Pull-in voltage Vdc	Release voltage Vdc	Maximum voltage Vdc	Coil resistance Ω	Coil current mA
034	6	3.9	0.45	7.4	43±10%	140.0
030	12	9.6	0.9	19.1	285±10%	42.0
028	24	16.3	1.8	31.0	720±10%	33.0
027	24	18.0	1.8	34.0	880±15%	27.0
024	48	34.5	3.6	60.6	2700±15%	18.0
023	60	41.0	4.5	77.8	4400±15%	14.0
021	100	64.0	7.5	117.7	10400±15%	9.6

All figures are given for coil without preenergization, at ambient temperature +20°C

Other coil voltages on request

Power PCB Relay 409

1 pole 10 A, 2 pole 8

Insulation

Dielectric strength	coil-contacts	2500 V _{rms}	4000 V _{rms} (40904/07)
	open contact circuit	1000 V _{rms}	
Clearance / creepage		4 mm	8 / 8 mm (40904/07)
Insulation to VDE 0110b (2/79)			
Insulation category / reference voltage		C / 250	
Tracking resistance of relay base		PTI 250	

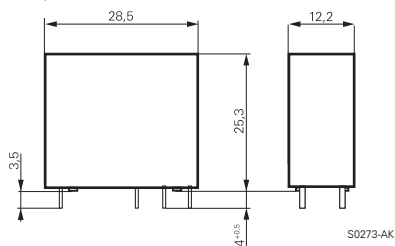
Other data

Flammability class according to UL 94	V-0
Coil insulation system according to UL 1446	F
Ambient temperature DC-coil	-20...+70 °C
Mechanical life DC-coil	30x10 ⁶ operations
Max. switching rate at rated- / minimum load	15 min ⁻¹ / 1200 min ⁻¹
Operate- / release time	typ. 10 / 3 ms
Bounce time	typ. 3 ms
Vibration resistance	20 g (30...300 Hz)
Shock resistance (destruction)	100 g
Category of protection (IEC 61810)	RT II - flux proof
Relay weight	15 g
Packaging unit	25 / 250 pcs.

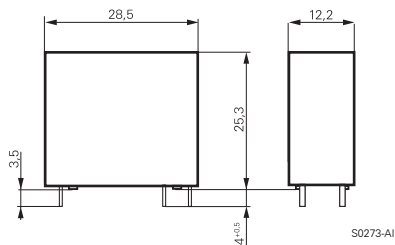
Dimensions

View on solder pins
Dimensions in mm

1 C/O, 2 C/O contacts

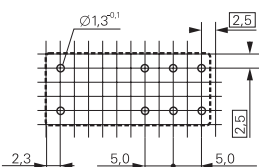


1 N/O contact



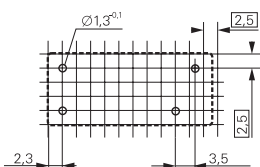
PCB layout / terminal assignment

1 C/O / N/O contact, 5 mm



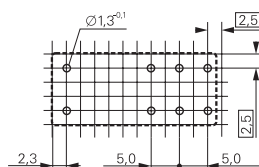
S0468-AH

1 N/O contact, 3.5 mm



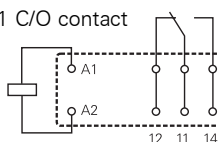
S0468-AT

2 C/O contacts, 5 mm

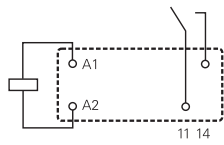


S0468-AH

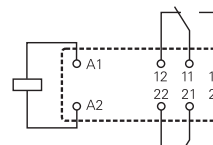
1 C/O contact



S0468-AC

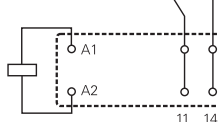


S0468-AS



S0468-AJ

1 N/O contact



S0468-AA

Product key

0 4 0 9 0

Type

Version

- 03** 2 C/O contacts
- 04** 1 N/O contact, pinning 3.5mm
- 06** 1 C/O or 1 N/O contact, pinning 5mm
- 07** 1 N/O contact, version 4kV/8mm

Coil

Coil code: Please refer to coil versions table, preferred types in bold print

Contact configuration

- 001** 1 N/O contact
- 003** 1 C/O contact
- 053** 2 C/O contacts

Other types on request