




Data Sheet



Product Category: VCXO Surface Mount

Series Number	Package	Description	Last Modified
563	6 Pad PCB SMD	PECL Output	Jan. 01 2007

FEATURES

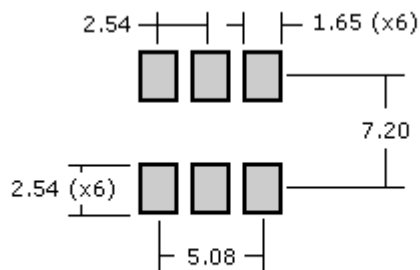
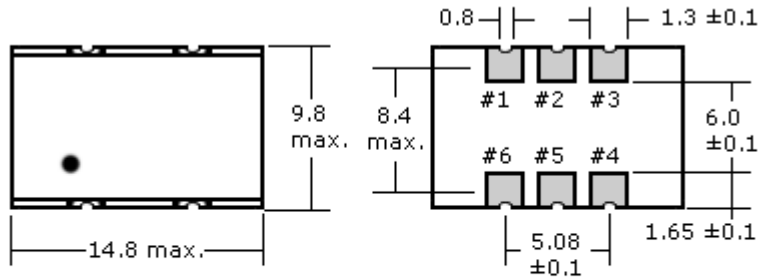
- Wide voltage control range
- Wave form symmetry of 40/60%
- PECL output
- Industry standard PCB SMD Package
- RoHs / Lead Free compliant 



OPERATING CONDITIONS / ELECTRICAL CHARACTERISTICS

PARAMETERS	CONDITIONS	CHARACTERISTICS		UNITS
Output Logic	-	Positive ECL Square Wave (PECL)		-
Input Voltage (VDD)	-	3.3 ±10%	5.0 ±10%	VDC
Frequency Range (f_O)	-	19.440 ~ 180.0 (Inverted Mesa UM-1)		MHz
Operating Temperature (T_{OPR})	-	0 ~ +70 (Std.) / -40 ~ 85 (Option)		°C
Storage Temperature (T_{STG})	-	-55 ~ +125		°C
Overall Frequency Stability	-	±20, ±25, ±50, ±100 max.		PPM
	(a) Frequency Tolerance	Inclusive of Overall Stability		-
	(b) Temperature Stability	Inclusive of Overall Stability (Operating Temperature)		-
	(c) Input Voltage Stability	Inclusive of Overall Stability (VDD ±5%)		-
	(d) Load Stability	Inclusive of Overall Stability (RL ±5%)		-
Input Current (I_{DD})	-	80 max.	120 max.	mA
Aging	@ 25°C	±1 max.		PPM/Y
Rise Time (T_R)	20% to 80% of Waveform	2 max.		nS
Fall Time (T_F)	20% to 80% of Waveform	2 max.		nS
External Control Voltage (Vc)	-	0.3 ~ 3.0	0.5 ~ 4.5	VDC
Output Voltage High "1" VOH	PECL	VDD - 1.025 min.		VDC
Output Voltage Low "0" VOL	PECL	VDD - 1.620 max.		VDC
Load	-	50		Ohms
Duty Cycle	50% of Waveform	50 ±10 (Std.) / 50 ±5 (Option)		%
Start-Up Time (T_S)	-	10 max.		mS
Jitter	RMS	3.5 max.		ps
Linearity	-	±20 (Std.) / Custom Spec. Avail.		%
Absolute Pull Range (APR)	-	±30 (Std.), ±50, ±75, ±100 min.		PPM

PACKAGE DIMENSIONS (mm)



Suggested Solder Pad Layout

PIN CONNECTIONS

Pin Number	Function
#1	Voltage Control
#2	Enable (low) / Disable (high)
#3	GND
#4	OUTPUT
#5	Complimentary Output
#6	Vcc

PART NUMBER GUIDE

Series Number	Frequency	Voltage Supply Option	Frequency Tolerance & Stability (max.)	Operating Temp. (°C)	Duty Cycle	Absolute Pulling Range	Linearity
563	- 120.0 M	- 3	E	N	- T	P1	20
Oscilent VCXO PECL	Enter your desired frequency e.g. 120.0M for 120.000 MHz	5 = 5VDC 3 = 3.3VDC	D = ±100 PPM E = ±50 PPM F = ±25 PPM G = ±20 PPM H = ±10 PPM J = ±30 PPM	Blank* = 0~+70 N = -40~+85	Blank* = 50±10% T = 50±5%	P1 = ±50PPM P2 = ±100PPM P4 = ±30PPM P5 = ±75PPM P6 = ±60PPM	20 = ±20% 10 = ±10%

NOTE: - Deviations on all parameters available. Please consult Oscilent for details.

DEFINITIONS: - Click on the characteristic names above for definitions of that particular characteristic.

***STANDARDS:** - "Blank" part number selections indicate standard variables for that particular characteristic.

PACKAGING: - Standard tube packaging, add -TR for Tape/Reel. Click [here](#) for tape/reel specifications

Oscilent Corporation - CALL 949.252.0522

Series No.: 563

18195 East McDermott Street, Building D, Irvine, CA 92614, USA

Fax: 949.252.0599, E-Mail: Sales@Oscilent.com