

# O/E/N 57

## MINIATURE POWER RELAYS

- Compact High Performance
- Direct PCB Type
- Dust Protected
- CSA Certified (File No : 106405-1)

### SPECIFICATIONS

Contact Arrangement	: 1 Form A, 1 Form C , 2 Form C
Contact Material	: Silver Alloy
Contact Rating	
Rated Voltage	: 230 VAC/24 VDC
Maximum Voltage	: 250 VAC/110 VDC
Maximum Continuous Current at 230VAC/24VDC	
1 Form A	: 6 A
1 Form C	: 6A
2 Form C	: 2A
Maximum Power Rating AC (1C/2C)	: 1380/460VA
Nominal Coil Power	: 1.5W (approx)
Operating Power	: 0.75W (approx)
Life Expectancy	
Mechanical	: $1 \times 10^6$ operations
Electrical	: $10^5$ operations at rated load
Contact Resistance(Initial)	: 50 milli Ohms
Dielectric Strength	
Between Contacts & Coil	: 750 VRMS
Between Open Contacts	: 500 VRMS
Insulation Resistance	: 1000 Meg.Ohms at 500VDC, 25 <sup>o</sup> C, RH50
Operate time at Nominal Voltage	: 12 milli sec.(Typ)
Release time at Nominal Voltage	: 8 milli sec.(Typ)
Ambient Temperature	: -40 <sup>o</sup> C to +65 <sup>o</sup> C
Weight	: 18 gms (approx)

#### Typical applications

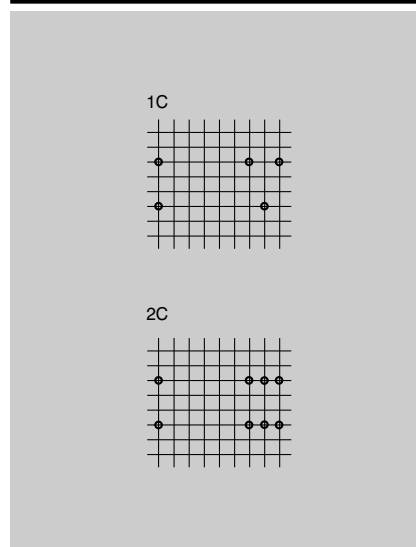
Industrial Electronics, PLCs, Timers, Office Automation, UPS, Invertors, Home Appliances

All dimensions are in mm. Specifications subject to change without notice. Tolerance unless otherwise specified is  $\pm 10\%$

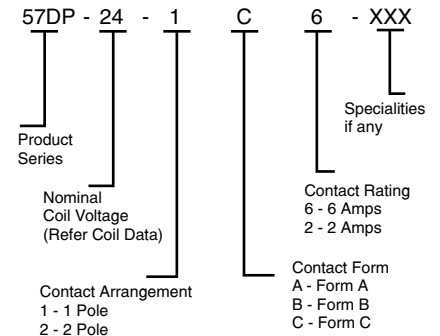
### COIL DATA

Nominal Voltage VDC	Pick-up Voltage VDC (Max)	Drop-out Voltage VDC (Min)	Coil Resistance in Ohms $\pm 10\%$
6	5	0.5	48
9	7	0.9	100
12	9	1.2	150
18	14	1.8	380
24	18	2.4	605
48	36	4.8	2390
115	85	11.5	11500

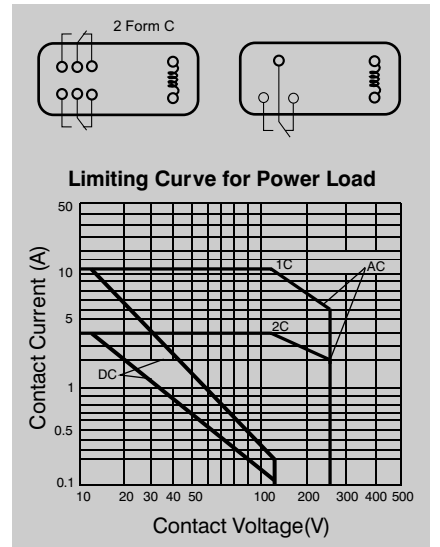
### DRILLING PATTERN



### HOW TO ORDER



### CIRCUIT DIAGRAMS



### DIMENSIONS

